



2017 SIMPSON RACE PRODUCTS GINETTA JUNIOR CHAMPIONSHIP

**Rounds 1 & 2
Brands Hatch Indy**

1st / 2nd April 2017



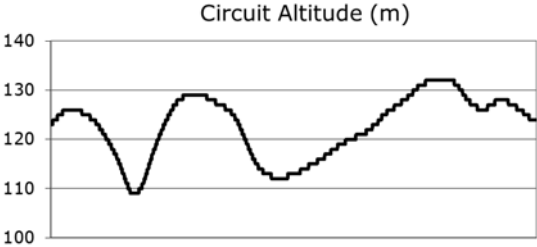
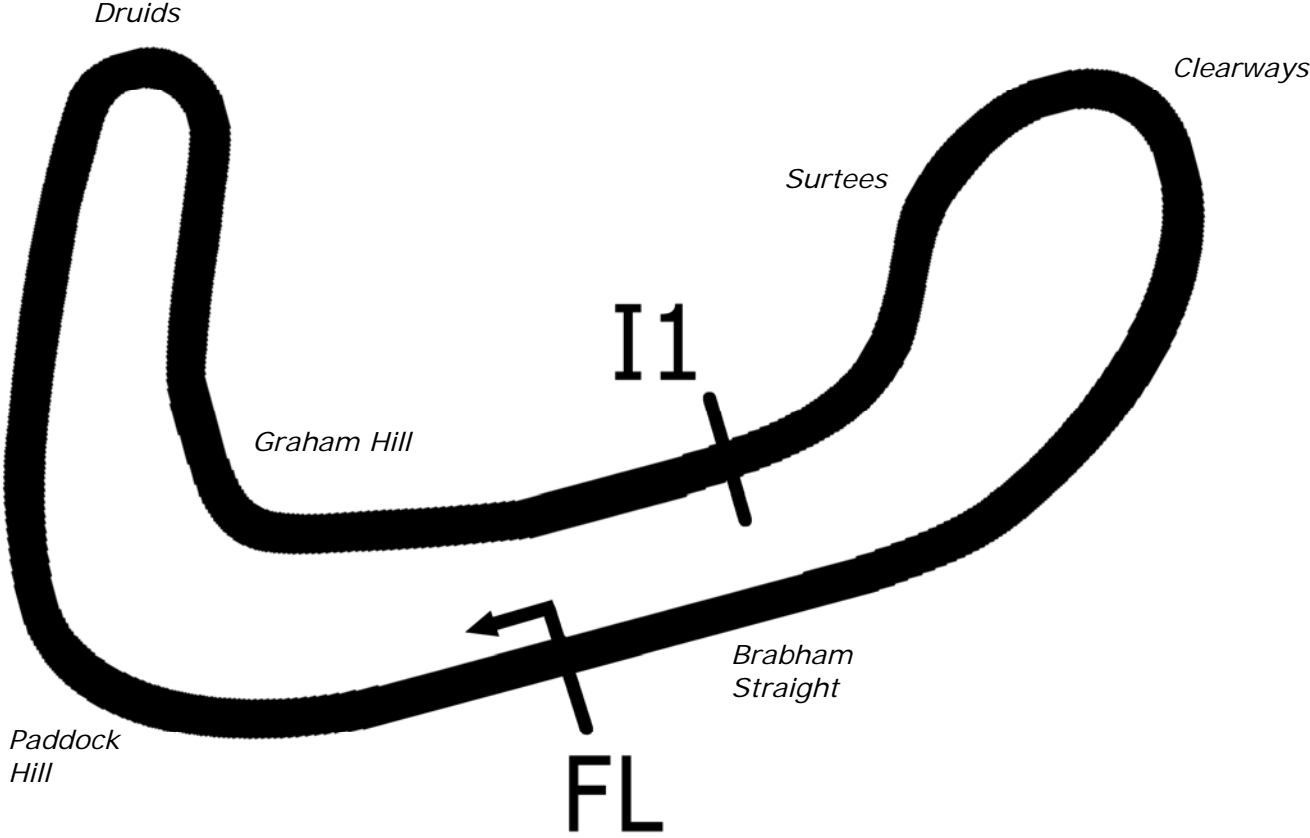
Results Provided by Timing Solutions Ltd
www.tsl-timing.com

Brands Hatch Indy



SPORTS TIMING

TIMING SOLUTIONS LTD



Length	1.2079 miles	1944.0 m	
FL		51.36032 N	0.26032 E
I1	1112m	51.35934 N	0.25955 E
Pit Entry	1669m	51.35911 N	0.25743 E
Pit Exit	0m after FL	51.36017 N	0.26051 E
Pit Entry–Pit Exit 251m, 15.0s @60kph, 11.3s @80kph			

2017 Simpson Race Products Ginetta Junior Championship

FREE PRACTICE SESSION - CLASSIFICATION

POS	NO	NAME	NAT	ENTRY	TIME	ON	LAPS	GAP	DIFF	MPH
1	11	Sebastian PRIAULX	GBR	JHR Developments	56.920	13	13			76.39
2	33	Daniel HARPER	GBR	Douglas Motorsport	57.042	13	13	0.122	0.122	76.23
3	29	Harry DYSON (R)	GBR	JHR Developments	57.103	10	13	0.183	0.061	76.15
4	23	Tom GAMBLE	GBR	JHR Developments	57.127	10	12	0.207	0.024	76.12
5	27	Scott McKENNA (R)	GBR	HHC Motorsport	57.313	13	13	0.393	0.186	75.87
6	19	Harry KING	GBR	Elite Motorsport	57.323	11	13	0.403	0.010	75.86
7	25	Connor GRADY	GBR	Douglas Motorsport	57.539	5	13	0.619	0.216	75.57
8	87	Kiern JEWISS (R)	GBR	Douglas Motorsport	57.539	13	13	0.619	0.000	75.57
9	20	Tom WOOD	GBR	HHC Motorsport	57.559	6	13	0.639	0.020	75.55
10	9	Jordan COLLARD	GBR	HHC Motorsport	57.577	3	13	0.657	0.018	75.52
11	54	Adam SMALLEY (R)	GBR	JHR Developments	57.597	4	13	0.677	0.020	75.50
12	55	Ruben DEL SARTE (R)	NED	HHC Motorsport	57.664	12	13	0.744	0.067	75.41
13	31	Charlie DIGBY	GBR	HHC Motorsport	57.727	6	8	0.807	0.063	75.33
14	21	Tom CANNING (R)	GBR	Douglas Motorsport	57.841	13	13	0.921	0.114	75.18
15	72*	Matt LUFF (R)	GBR	JHR Developments	57.893	12	13	0.973	0.052	75.11
16	12	Luke BROWNING (R)	GBR	Richardson Racing	57.895	11	13	0.975	0.002	75.11
17	44	Finley GREEN (R)	GBR	Fox Motorsport	58.095	10	13	1.175	0.200	74.85
18	79	Greg JOHNSON	GBR	Elite Motorsport	58.387	12	13	1.467	0.292	74.47
19	46	Jenson DINEEN (R)	GBR	JHR Developments	58.528	11	13	1.608	0.141	74.29
20	57	Keaton SAMRA (R)	GBR	Fox Motorsport	58.569	11	13	1.649	0.041	74.24

*Car 72 - time disallowed, exceeding track limits.

Weather / Track : Cloudy / Dry

These results are provisional until the conclusion of any judicial and technical matters.

Brands Hatch Indy

Circuit Length = 1.2079 miles

Start: 10:56 Flag 11:12 End: 11:12

Clerk Of Course :

Timekeeper :

Results can be found at www.tsl-timing.com

Printed - 11:13 Saturday, 01 April 2017



2017 Simpson Race Products Ginetta Junior Championship

FREE PRACTICE SESSION - SECTOR ANALYSIS

SECTOR 1 = FL to I1, SECTOR 2 = I1 to FL, DIFF = Difference To Personal Best Lap, P = Crossed Finish Line in Pit Lane, D = Time Disallowed

P1		11 Sebastian PRIAULX			JHR Developments			
IDEAL LAP TIME : 56.818		BEST LAP TIME : 56.920			DIFFERENCE : 0.102			
LAP	SECTOR 1	SECTOR 2		LAP TIME	MPH	DIFF	TIME OF DAY	
1 -	OUTLAP	76.7	23.953	99.1	1:04.209	67.72	7.289	10:57:19.806
2 -	34.429	81.0	23.291	100.1	57.720	75.33	0.800	10:58:17.526
3 -	34.055	81.7	23.129	100.3	57.184 (3)	76.04	0.264	10:59:14.710
4 -	34.024	81.4	23.228	99.5	57.252	75.95	0.332	11:00:11.962
5 -	34.905	81.1	23.410	100.6	58.315	74.57	1.395	11:01:10.277
6 -	33.996	81.9	23.294	99.8	57.290	75.90	0.370	11:02:07.567
7 -	34.366	66.5	24.083	100.4	58.449	74.39	1.529	11:03:06.016
8 -	41.972	64.0	IN PIT		4:21.856 P	16.60	3:24.936	11:07:27.872
9 -	OUTLAP	55.2	25.052	99.8	1:08.913	63.10	11.993	11:08:36.785
10 -	34.333	67.8	23.922	101.6	58.255	74.64	1.335	11:09:35.040
11 -	33.739	83.9	23.259	100.1	56.998 (2)	76.29	0.078	11:10:32.038
12 -	35.163	82.4	23.079	101.2	58.242	74.66	1.322	11:11:30.280
13 -	33.822	82.2	23.098	101.0	56.920 (1)	76.39		11:12:27.200

P2		33 Daniel HARPER			Douglas Motorsport			
IDEAL LAP TIME : 56.934		BEST LAP TIME : 57.042			DIFFERENCE : 0.108			
LAP	SECTOR 1	SECTOR 2		LAP TIME	MPH	DIFF	TIME OF DAY	
1 -	OUTLAP	79.7	23.790	98.9	1:03.377	68.61	6.335	10:57:38.793
2 -	39.897	29.7	31.959	98.3	1:11.856	60.51	14.814	10:58:50.649
3 -	34.189	80.5	23.356	98.6	57.545	75.56	0.503	10:59:48.194
4 -	34.026	81.3	23.514	97.6	57.540	75.57	0.498	11:00:45.734
5 -	34.152	81.2	23.412	98.5	57.564	75.54	0.522	11:01:43.298
6 -	34.362	80.4	23.567	97.8	57.929	75.06	0.887	11:02:41.227
7 -	34.104	81.1	23.427	98.1	57.531	75.58	0.489	11:03:38.758
8 -	40.811	60.2	IN PIT		3:44.464 P	19.37	2:47.422	11:07:23.222
9 -	OUTLAP	78.9	24.103	101.2	1:01.679	70.50	4.637	11:08:24.901
10 -	34.983	82.9	23.407	101.0	58.390	74.47	1.348	11:09:23.291
11 -	34.162	83.2	23.035	100.6	57.197 (2)	76.02	0.155	11:10:20.488
12 -	34.154	80.3	23.220	99.5	57.374 (3)	75.79	0.332	11:11:17.862
13 -	33.899	82.4	23.143	99.8	57.042 (1)	76.23		11:12:14.904

P3		29 Harry DYSON (R)			JHR Developments			
IDEAL LAP TIME : 57.025		BEST LAP TIME : 57.103			DIFFERENCE : 0.078			
LAP	SECTOR 1	SECTOR 2		LAP TIME	MPH	DIFF	TIME OF DAY	
1 -	OUTLAP	77.5	23.722	97.5	1:04.167	67.77	7.064	10:57:18.692
2 -	34.376	80.0	23.543	98.1	57.919	75.08	0.816	10:58:16.611
3 -	34.207	80.8	23.396	98.3	57.603	75.49	0.500	10:59:14.214
4 -	34.822	81.5	23.261	100.4	58.083	74.86	0.980	11:00:12.297
5 -	33.921	81.2	23.369	98.8	57.290 (3)	75.90	0.187	11:01:09.587
6 -	35.040	80.3	23.354	100.6	58.394	74.47	1.291	11:02:07.981
7 -	33.875	81.7	23.582	97.5	57.457	75.68	0.354	11:03:05.438
8 -	42.009	63.9	IN PIT		4:23.226 P	16.52	3:26.123	11:07:28.664
9 -	OUTLAP	53.3	24.999	100.7	1:08.525	63.46	11.422	11:08:37.189
10 -	33.764	82.3	23.339	99.8	57.103 (1)	76.15		11:09:34.292
11 -	33.880	82.8	24.364	100.4	58.244	74.66	1.141	11:10:32.536
12 -	33.832	82.0	23.335	99.4	57.167 (2)	76.06	0.064	11:11:29.703
13 -	34.819	78.5	23.531	99.8	58.350	74.52	1.247	11:12:28.053

P4		23 Tom GAMBLE			JHR Developments			
IDEAL LAP TIME : 57.075		BEST LAP TIME : 57.127			DIFFERENCE : 0.052			
LAP	SECTOR 1	SECTOR 2		LAP TIME	MPH	DIFF	TIME OF DAY	
1 -	OUTLAP	73.9	23.909	98.5	1:03.389	68.60	6.262	10:57:23.953
2 -	33.960	81.4	23.346	100.4	57.306 (3)	75.88	0.179	10:58:21.259
3 -	34.289	81.0	23.383	98.8	57.672	75.40	0.545	10:59:18.931
4 -	34.005	81.3	23.379	98.9	57.384	75.78	0.257	11:00:16.315
5 -	33.983	81.7	23.386	99.1	57.369	75.80	0.242	11:01:13.684
6 -	36.881	80.6	23.275	100.1	1:00.156	72.28	3.029	11:02:13.840

Weather / Track : Cloudy / Dry

Brands Hatch Indy
Circuit Length = 1.2079 miles
Start: 10:56 Flag 11:12 End: 11:12

2017 Simpson Race Products Ginetta Junior Championship

FREE PRACTICE SESSION - SECTOR ANALYSIS

SECTOR 1 = FL to I1, SECTOR 2 = I1 to FL, DIFF = Difference To Personal Best Lap, P = Crossed Finish Line in Pit Lane, D = Time Disallowed

7 -	34.031	81.9	23.271	99.7	57.302 (2)	75.88	0.175	11:03:11.142
8 -	34.208	81.3	IN PIT		3:59.839 P	18.13	3:02.712	11:07:10.981
9 -	OUTLAP	80.8	23.564	98.9	1:05.574	66.31	8.447	11:08:16.555
10 -	33.804	82.2	23.323	100.1	57.127 (1)	76.12		11:09:13.682
11 -	34.252	80.8	23.419	97.9	57.671	75.40	0.544	11:10:11.353
12 -	34.710	64.9	24.250	99.4	58.960	73.75	1.833	11:11:10.313

P5 27		Scott McKENNA (R)			HHC Motorsport			
IDEAL LAP TIME : 57.159		BEST LAP TIME : 57.313			DIFFERENCE : 0.154			
LAP	SECTOR 1	SECTOR 2		LAP TIME	MPH	DIFF	TIME OF DAY	
1 -	OUTLAP	55.2	24.988	98.6	1:07.828	64.11	10.515	10:57:34.521
2 -	34.304	81.1	23.357	99.1	57.661	75.41	0.348	10:58:32.182
3 -	34.228	81.6	23.360	99.2	57.588 (3)	75.51	0.275	10:59:29.770
4 -	34.139	81.4	23.432	99.2	57.571 (2)	75.53	0.258	11:00:27.341
5 -	34.318	81.7	23.774	99.4	58.092	74.85	0.779	11:01:25.433
6 -	34.535	81.5	24.171	98.9	58.706	74.07	1.393	11:02:24.139
7 -	34.121	81.2	23.469	98.8	57.590	75.50	0.277	11:03:21.729
8 -	39.332	66.1	IN PIT		3:53.342 P	18.63	2:56.029	11:07:15.071
9 -	OUTLAP	54.8	25.698	99.5	1:09.239	62.80	11.926	11:08:24.310
10 -	36.578	82.3	23.748	100.7	1:00.326	72.08	3.013	11:09:24.636
11 -	34.183	82.5	23.731	100.0	57.914	75.08	0.601	11:10:22.550
12 -	35.275	82.5	23.143	100.9	58.418	74.43	1.105	11:11:20.968
13 -	34.016	82.0	23.297	100.4	57.313 (1)	75.87		11:12:18.281

P6 19		Harry KING			Elite Motorsport			
IDEAL LAP TIME : 57.323		BEST LAP TIME : 57.323			DIFFERENCE : 0.000			
LAP	SECTOR 1	SECTOR 2		LAP TIME	MPH	DIFF	TIME OF DAY	
1 -	OUTLAP	79.5	23.736	98.3	1:02.558	69.51	5.235	10:57:43.139
2 -	34.284	82.0	23.416	100.1	57.700	75.36	0.377	10:58:40.839
3 -	34.731	82.1	23.400	100.1	58.131	74.80	0.808	10:59:38.970
4 -	34.084	81.5	23.400	98.5	57.484 (3)	75.64	0.161	11:00:36.454
5 -	34.245	81.4	23.400	99.2	57.645	75.43	0.322	11:01:34.099
6 -	34.094	81.8	23.379	99.7	57.473 (2)	75.66	0.150	11:02:31.572
7 -	34.575	79.3	23.660	98.3	58.235	74.67	0.912	11:03:29.807
8 -	38.415	59.6	IN PIT		4:00.004 P	18.11	3:02.681	11:07:29.811
9 -	OUTLAP	81.1	23.553	97.9	1:00.595	71.76	3.272	11:08:30.406
10 -	34.183	82.0	23.430	98.8	57.613	75.47	0.290	11:09:28.019
11 -	33.980	82.2	23.343	99.2	57.323 (1)	75.86		11:10:25.342
12 -	36.795	82.3	23.446	100.3	1:00.241	72.18	2.918	11:11:25.583
13 -	34.224	81.3	23.419	98.3	57.643	75.44	0.320	11:12:23.226

P7 25		Connor GRADY			Douglas Motorsport			
IDEAL LAP TIME : 57.539		BEST LAP TIME : 57.539			DIFFERENCE : 0.000			
LAP	SECTOR 1	SECTOR 2		LAP TIME	MPH	DIFF	TIME OF DAY	
1 -	OUTLAP	80.2	23.916	99.5	1:03.184	68.82	5.645	10:57:41.623
2 -	35.129	80.9	23.582	100.4	58.711	74.06	1.172	10:58:40.334
3 -	35.990	54.4	24.948	98.9	1:00.938	71.36	3.399	10:59:41.272
4 -	34.316	81.7	23.419	99.5	57.735 (2)	75.32	0.196	11:00:39.007
5 -	34.126	82.4	23.413	100.0	57.539 (1)	75.57		11:01:36.546
6 -	34.492	81.5	23.570	99.1	58.062	74.89	0.523	11:02:34.608
7 -	34.261	81.8	23.595	98.8	57.856 (3)	75.16	0.317	11:03:32.464
8 -	38.764	55.8	IN PIT		3:50.099 P	18.89	2:52.560	11:07:22.563
9 -	OUTLAP	81.8	24.366	99.2	1:02.090	70.03	4.551	11:08:24.653
10 -	34.870	82.0	23.457	99.1	58.327	74.55	0.788	11:09:22.980
11 -	34.549	63.6	24.979	99.1	59.528	73.05	1.989	11:10:22.508
12 -	35.034	82.6	23.596	99.8	58.630	74.17	1.091	11:11:21.138
13 -	39.287	49.5	25.085	99.7	1:04.372	67.55	6.833	11:12:25.510

Weather / Track : Cloudy / Dry

Brands Hatch Indy
Circuit Length = 1.2079 miles
Start: 10:56 Flag 11:12 End: 11:12

2017 Simpson Race Products Ginetta Junior Championship

FREE PRACTICE SESSION - SECTOR ANALYSIS

SECTOR 1 = FL to I1, SECTOR 2 = I1 to FL, DIFF = Difference To Personal Best Lap, P = Crossed Finish Line in Pit Lane, D = Time Disallowed

P8 87		Kiern JEWISS (R)			Douglas Motorsport			
IDEAL LAP TIME : 57.539		BEST LAP TIME : 57.539			DIFFERENCE : 0.000			
LAP	SECTOR 1	SECTOR 2		LAP TIME	MPH	DIFF	TIME OF DAY	
1 -	OUTLAP	77.8	23.962	97.6	1:04.381	67.54	6.842	10:57:38.420
2 -	35.541	79.4	23.805	97.8	59.346	73.27	1.807	10:58:37.766
3 -	34.882	79.9	23.571	98.2	58.453	74.39	0.914	10:59:36.219
4 -	34.700	79.9	23.669	97.9	58.369	74.50	0.830	11:00:34.588
5 -	34.764	80.0	23.597	98.5	58.361	74.51	0.822	11:01:32.949
6 -	34.541	80.3	23.562	98.6	58.103 (3)	74.84	0.564	11:02:31.052
7 -	35.128	78.6	24.006	100.1	59.134	73.53	1.595	11:03:30.186
8 -	38.797	54.9	IN PIT		3:53.599 P	18.61	2:56.060	11:07:23.785
9 -	OUTLAP	81.9	24.087	100.4	1:01.574	70.62	4.035	11:08:25.359
10 -	34.867	82.4	23.948	99.7	58.815	73.93	1.276	11:09:24.174
11 -	34.229	81.9	23.917	99.4	58.146	74.78	0.607	11:10:22.320
12 -	34.568	81.1	23.438	99.7	58.006 (2)	74.96	0.467	11:11:20.326
13 -	34.207	81.4	23.332	100.4	57.539 (1)	75.57		11:12:17.865

P9 20		Tom WOOD			HHC Motorsport			
IDEAL LAP TIME : 57.536		BEST LAP TIME : 57.559			DIFFERENCE : 0.023			
LAP	SECTOR 1	SECTOR 2		LAP TIME	MPH	DIFF	TIME OF DAY	
1 -	OUTLAP	78.2	23.808	97.3	1:02.484	69.59	4.925	10:57:30.743
2 -	34.400	79.7	23.463	99.4	57.863	75.15	0.304	10:58:28.606
3 -	37.554	44.6	25.387	98.2	1:02.941	69.09	5.382	10:59:31.547
4 -	34.153	80.7	23.475	99.2	57.628 (2)	75.45	0.069	11:00:29.175
5 -	34.351	81.4	23.483	99.4	57.834	75.19	0.275	11:01:27.009
6 -	34.176	80.7	23.383	100.3	57.559 (1)	75.55		11:02:24.568
7 -	34.657	81.2	23.670	98.1	58.327	74.55	0.768	11:03:22.895
8 -	40.036	43.1	IN PIT		3:55.071 P	18.49	2:57.512	11:07:17.966
9 -	OUTLAP	81.1	23.442	98.1	1:01.209	71.04	3.650	11:08:19.175
10 -	34.228	80.7	23.483	98.5	57.711	75.35	0.152	11:09:16.886
11 -	34.211	82.1	23.424	99.7	57.635 (3)	75.45	0.076	11:10:14.521
12 -	34.400	82.2	23.594	97.6	57.994	74.98	0.435	11:11:12.515
13 -	34.332	81.0	23.450	98.6	57.782	75.25	0.223	11:12:10.297

P10 9		Jordan COLLARD			HHC Motorsport			
IDEAL LAP TIME : 57.495		BEST LAP TIME : 57.577			DIFFERENCE : 0.082			
LAP	SECTOR 1	SECTOR 2		LAP TIME	MPH	DIFF	TIME OF DAY	
1 -	OUTLAP	78.9	23.787	98.8	1:02.139	69.98	4.562	10:57:32.719
2 -	34.668	80.4	23.435	99.2	58.103	74.84	0.526	10:58:30.822
3 -	34.267	81.3	23.310	100.0	57.577 (1)	75.52		10:59:28.399
4 -	37.503	61.4	24.352	98.8	1:01.855	70.30	4.278	11:00:30.254
5 -	34.292	81.0	23.492	98.9	57.784	75.25	0.207	11:01:28.038
6 -	34.185	81.6	23.417	99.4	57.602 (2)	75.49	0.025	11:02:25.640
7 -	34.332	81.8	23.571	98.5	57.903	75.10	0.326	11:03:23.543
8 -	38.941	47.4	IN PIT		3:53.115 P	18.65	2:55.538	11:07:16.658
9 -	OUTLAP	80.9	26.470	63.4	1:04.359	67.56	6.782	11:08:21.017
10 -	41.112	81.9	23.566	99.4	1:04.678	67.23	7.101	11:09:25.695
11 -	34.291	82.2	24.658	75.0	58.949	73.76	1.372	11:10:24.644
12 -	37.507	67.5	24.406	98.3	1:01.913	70.23	4.336	11:11:26.557
13 -	34.300	82.0	23.359	99.2	57.659 (3)	75.41	0.082	11:12:24.216

P11 54		Adam SMALLEY (R)			JHR Developments			
IDEAL LAP TIME : 57.486		BEST LAP TIME : 57.597			DIFFERENCE : 0.111			
LAP	SECTOR 1	SECTOR 2		LAP TIME	MPH	DIFF	TIME OF DAY	
1 -	OUTLAP	77.4	23.875	97.6	1:03.422	68.56	5.825	10:57:23.010
2 -	34.590	79.7	23.524	99.2	58.114	74.82	0.517	10:58:21.124
3 -	34.759	81.3	23.322	100.0	58.081	74.87	0.484	10:59:19.205
4 -	34.164	81.4	23.433	99.4	57.597 (1)	75.50		11:00:16.802
5 -	34.281	80.7	23.499	98.6	57.780 (3)	75.26	0.183	11:01:14.582
6 -	34.530	80.4	23.614	97.9	58.144	74.79	0.547	11:02:12.726

Weather / Track : Cloudy / Dry

Brands Hatch Indy
Circuit Length = 1.2079 miles
Start: 10:56 Flag 11:12 End: 11:12

2017 Simpson Race Products Ginetta Junior Championship

FREE PRACTICE SESSION - SECTOR ANALYSIS

SECTOR 1 = FL to I1, SECTOR 2 = I1 to FL, DIFF = Difference To Personal Best Lap, P = Crossed Finish Line in Pit Lane, D = Time Disallowed

7 -	34.511	80.2	23.650	97.5	58.161	74.76	0.564	11:03:10.887
8 -	35.129	81.2	IN PIT		4:01.393	P 18.01	3:03.796	11:07:12.280
9 -	OUTLAP	80.1	23.587	97.2	1:03.481	68.50	5.884	11:08:15.761
10 -	34.289	80.3	23.469	98.1	57.758	(2) 75.29	0.161	11:09:13.519
11 -	34.756	81.6	23.393	99.5	58.149	74.78	0.552	11:10:11.668
12 -	34.344	81.1	23.600	97.9	57.944	75.04	0.347	11:11:09.612
13 -	35.151	65.9	24.398	98.3	59.549	73.02	1.952	11:12:09.161

P12 55		Ruben DEL SARTE (R)			HHC Motorsport			
IDEAL LAP TIME : 57.661		BEST LAP TIME : 57.664			DIFFERENCE : 0.003			
LAP	SECTOR 1	SECTOR 2		LAP TIME	MPH	DIFF	TIME OF DAY	
1 -	OUTLAP	79.1	23.745	98.9	1:02.095	70.03	4.431	10:57:31.700
2 -	34.483	80.3	23.421	99.5	57.904	75.10	0.240	10:58:29.604
3 -	34.599	80.4	23.430	99.7	58.029	74.93	0.365	10:59:27.633
4 -	35.212	79.7	23.536	100.3	58.748	74.02	1.084	11:00:26.381
5 -	38.966	68.3	24.000	98.8	1:02.966	69.06	5.302	11:01:29.347
6 -	34.401	80.7	23.471	98.8	57.872	75.14	0.208	11:02:27.219
7 -	34.301	81.0	23.471	99.1	57.772	(2) 75.27	0.108	11:03:24.991
8 -	39.739	42.4	IN PIT		3:55.388	P 18.47	2:57.724	11:07:20.379
9 -	OUTLAP	81.0	23.836	100.3	1:01.599	70.59	3.935	11:08:21.978
10 -	34.837	80.6	23.482	98.5	58.319	74.56	0.655	11:09:20.297
11 -	34.480	80.5	23.440	99.1	57.920	75.07	0.256	11:10:18.217
12 -	34.286	81.1	23.378	98.8	57.664	(1) 75.41		11:11:15.881
13 -	34.283	80.9	23.517	99.1	57.800	(3) 75.23	0.136	11:12:13.681

P13 31		Charlie DIGBY			HHC Motorsport			
IDEAL LAP TIME : 57.727		BEST LAP TIME : 57.727			DIFFERENCE : 0.000			
LAP	SECTOR 1	SECTOR 2		LAP TIME	MPH	DIFF	TIME OF DAY	
1 -	OUTLAP	79.1	23.897	99.5	1:03.560	68.41	5.833	10:57:28.840
2 -	35.099	80.9	23.854	100.9	58.953	73.76	1.226	10:58:27.793
3 -	35.231	81.2	23.524	100.3	58.755	74.01	1.028	10:59:26.548
4 -	37.333	54.8	24.891	99.1	1:02.224	69.88	4.497	11:00:28.772
5 -	34.577	81.1	23.781	99.5	58.358	(3) 74.51	0.631	11:01:27.130
6 -	34.415	81.9	23.312	101.0	57.727	(1) 75.33		11:02:24.857
7 -	34.626	81.9	23.488	99.8	58.114	(2) 74.82	0.387	11:03:22.971
8 -	2:51.265	49.7	IN PIT		5:52.418	P 12.33	4:54.691	11:09:15.389

P14 21		Tom CANNING (R)			Douglas Motorsport			
IDEAL LAP TIME : 57.775		BEST LAP TIME : 57.841			DIFFERENCE : 0.066			
LAP	SECTOR 1	SECTOR 2		LAP TIME	MPH	DIFF	TIME OF DAY	
1 -	OUTLAP	72.3	24.943	95.5	1:07.671	64.26	9.830	10:57:41.113
2 -	35.978	80.1	23.587	100.4	59.565	73.00	1.724	10:58:40.678
3 -	35.336	81.0	23.642	98.8	58.978	73.73	1.137	10:59:39.656
4 -	34.772	79.8	23.721	97.8	58.493	74.34	0.652	11:00:38.149
5 -	34.598	80.2	24.020	93.5	58.618	74.18	0.777	11:01:36.767
6 -	34.949	79.9	23.748	98.2	58.697	74.08	0.856	11:02:35.464
7 -	34.642	80.3	23.646	97.9	58.288	74.60	0.447	11:03:33.752
8 -	38.423	59.5	IN PIT		3:51.611	P 18.77	2:53.770	11:07:25.363
9 -	OUTLAP	79.7	23.602	99.4	1:01.490	70.72	3.649	11:08:26.853
10 -	34.575	81.2	23.572	100.6	58.147	(3) 74.78	0.306	11:09:25.000
11 -	34.678	81.8	23.353	102.1	58.031	(2) 74.93	0.190	11:10:23.031
12 -	35.132	81.9	23.312	100.4	58.444	74.40	0.603	11:11:21.475
13 -	34.463	81.2	23.378	100.0	57.841	(1) 75.18		11:12:19.316

P15 72		Matt LUFF (R)			JHR Developments			
IDEAL LAP TIME : 57.633		BEST LAP TIME : 57.893			DIFFERENCE : 0.260			
LAP	SECTOR 1	SECTOR 2		LAP TIME	MPH	DIFF	TIME OF DAY	
1 -	OUTLAP	79.1	23.796	98.3	1:03.282	68.71	5.389	10:57:20.532
2 -	34.601	80.9	23.580	98.6	58.181	(2) 74.74	0.288	10:58:18.713
3 -	34.528	80.9	23.630	98.1	58.158	D 74.77	0.265	10:59:16.871

Weather / Track : Cloudy / Dry

Brands Hatch Indy
Circuit Length = 1.2079 miles
Start: 10:56 Flag 11:12 End: 11:12

2017 Simpson Race Products Ginetta Junior Championship

FREE PRACTICE SESSION - SECTOR ANALYSIS

SECTOR 1 = FL to I1, SECTOR 2 = I1 to FL, DIFF = Difference To Personal Best Lap, P = Crossed Finish Line in Pit Lane, D = Time Disallowed

4 -	34.705	80.3	23.641	98.2	58.346	74.53	0.453	11:00:15.217
5 -	34.564	80.5	23.831	97.9	58.395	74.46	0.502	11:01:13.612
6 -	35.907	70.7	23.942	99.4	59.849	72.65	1.956	11:02:13.461
7 -	34.773	82.0	23.612	99.1	58.385	74.48	0.492	11:03:11.846
8 -	34.671	82.1	IN PIT		4:01.078	P 18.03	3:03.185	11:07:12.924
9 -	OUTLAP	82.0	23.684	99.5	1:04.162	67.77	6.269	11:08:17.086
10 -	34.324	81.9	23.488	98.8	57.812	D 75.21		11:09:14.898
11 -	34.361	81.8	23.938	97.2	58.299	74.59	0.406	11:10:13.197
12 -	34.443	81.7	23.450	99.2	57.893 (1)	75.11		11:11:11.090
13 -	34.183	81.7	24.025	97.9	58.208	(3) 74.70	0.315	11:12:09.298

P16 12		Luke BROWNING (R)			Richardson Racing			
IDEAL LAP TIME : 57.665		BEST LAP TIME : 57.895			DIFFERENCE : 0.230			
LAP	SECTOR 1	SECTOR 2		LAP TIME	MPH	DIFF	TIME OF DAY	
1 -	OUTLAP	77.8	23.932	97.9	1:03.492	68.49	5.597	10:57:41.383
2 -	35.199	79.2	23.579	97.5	58.778	73.98	0.883	10:58:40.161
3 -	34.844	80.1	23.559	97.5	58.403	74.45	0.508	10:59:38.564
4 -	34.543	78.8	23.604	99.2	58.147	74.78	0.252	11:00:36.711
5 -	34.348	80.9	23.595	97.9	57.943	(3) 75.04	0.048	11:01:34.654
6 -	34.296	80.2	23.733	97.2	58.029	74.93	0.134	11:02:32.683
7 -	34.398	79.9	23.516	98.5	57.914	(2) 75.08	0.019	11:03:30.597
8 -	39.240	55.0	IN PIT		3:59.925	P 18.12	3:02.030	11:07:30.522
9 -	OUTLAP	79.9	23.657	97.6	1:01.057	71.22	3.162	11:08:31.579
10 -	34.369	80.5	23.576	97.6	57.945	75.04	0.050	11:09:29.524
11 -	34.342	80.6	23.553	97.9	57.895 (1)	75.11		11:10:27.419
12 -	34.308	80.1	23.712	97.2	58.020	74.95	0.125	11:11:25.439
13 -	34.654	81.4	23.369	98.6	58.023	74.94	0.128	11:12:23.462

P17 44		Finley GREEN (R)			Fox Motorsport			
IDEAL LAP TIME : 57.935		BEST LAP TIME : 58.095			DIFFERENCE : 0.160			
LAP	SECTOR 1	SECTOR 2		LAP TIME	MPH	DIFF	TIME OF DAY	
1 -	OUTLAP	77.9	24.592	97.3	1:05.064	66.83	6.969	10:57:27.819
2 -	35.598	79.5	24.105	98.2	59.703	72.83	1.608	10:58:27.522
3 -	35.337	79.0	23.652	100.0	58.989	73.71	0.894	10:59:26.511
4 -	34.950	78.8	23.818	96.0	58.768	73.99	0.673	11:00:25.279
5 -	34.904	79.0	23.787	96.2	58.691	74.09	0.596	11:01:23.970
6 -	34.683	79.7	23.689	96.5	58.372	(3) 74.49	0.277	11:02:22.342
7 -	34.814	79.5	23.754	96.6	58.568	74.24	0.473	11:03:20.910
8 -	34.726	79.7	IN PIT		3:52.793	P 18.68	2:54.698	11:07:13.703
9 -	OUTLAP	81.1	23.809	98.1	1:03.906	68.04	5.811	11:08:17.609
10 -	34.538	80.9	23.557	98.1	58.095 (1)	74.85		11:09:15.704
11 -	34.952	80.6	23.633	98.1	58.585	74.22	0.490	11:10:14.289
12 -	34.456	81.3	23.827	97.1	58.283	(2) 74.61	0.188	11:11:12.572
13 -	34.989	80.8	23.479	98.8	58.468	74.37	0.373	11:12:11.040

P18 79		Greg JOHNSON			Elite Motorsport			
IDEAL LAP TIME : 58.273		BEST LAP TIME : 58.387			DIFFERENCE : 0.114			
LAP	SECTOR 1	SECTOR 2		LAP TIME	MPH	DIFF	TIME OF DAY	
1 -	OUTLAP	78.1	24.407	97.1	1:04.813	67.09	6.426	10:57:46.864
2 -	35.296	79.7	23.932	97.9	59.228	73.42	0.841	10:58:46.092
3 -	35.217	79.8	23.995	97.9	59.212	73.44	0.825	10:59:45.304
4 -	34.896	80.6	23.701	97.5	58.597	74.21	0.210	11:00:43.901
5 -	34.914	80.7	23.705	97.5	58.619	74.18	0.232	11:01:42.520
6 -	35.193	74.7	24.098	98.9	59.291	73.34	0.904	11:02:41.811
7 -	34.842	80.5	23.675	98.3	58.517	(3) 74.31	0.130	11:03:40.328
8 -	39.579	59.2	IN PIT		3:52.013	P 18.74	2:53.626	11:07:32.341
9 -	OUTLAP	80.5	23.927	97.6	1:02.249	69.85	3.862	11:08:34.590
10 -	34.839	80.5	23.865	97.6	58.704	74.07	0.317	11:09:33.294
11 -	34.692	81.1	25.126	98.9	59.818	72.69	1.431	11:10:33.112
12 -	34.806	81.4	23.581	98.5	58.387 (1)	74.47		11:11:31.499
13 -	34.708	80.8	23.702	98.8	58.410	(2) 74.44	0.023	11:12:29.909

Weather / Track : Cloudy / Dry

Brands Hatch Indy
Circuit Length = 1.2079 miles
Start: 10:56 Flag 11:12 End: 11:12

2017 Simpson Race Products Ginetta Junior Championship

FREE PRACTICE SESSION - SECTOR ANALYSIS

SECTOR 1 = FL to I1, SECTOR 2 = I1 to FL, DIFF = Difference To Personal Best Lap, P = Crossed Finish Line in Pit Lane, D = Time Disallowed

P19 46		Jenson DINEEN (R)			JHR Developments			
IDEAL LAP TIME : 58.308		BEST LAP TIME : 58.528			DIFFERENCE : 0.220			
LAP	SECTOR 1	SECTOR 2		LAP TIME	MPH	DIFF	TIME OF DAY	
1 -	OUTLAP	78.5	24.089	99.4	1:03.962	67.98	5.434	10:57:28.229
2 -	35.425	80.4	24.332	101.3	59.757	72.77	1.229	10:58:27.986
3 -	35.216	79.7	23.718	100.6	58.934 (3)	73.78	0.406	10:59:26.920
4 -	35.775	80.8	23.501	100.4	59.276	73.36	0.748	11:00:26.196
5 -	34.945	78.8	23.703	99.1	58.648 (2)	74.14	0.120	11:01:24.844
6 -	34.906	75.2	24.584	100.7	59.490	73.09	0.962	11:02:24.334
7 -	35.887	82.3	23.720	93.3	59.607	72.95	1.079	11:03:23.941
8 -	40.223	42.4	IN PIT		3:55.983 P	18.42	2:57.455	11:07:19.924
9 -	OUTLAP	78.9	23.781	99.7	1:02.828	69.21	4.300	11:08:22.752
10 -	37.089	76.2	24.492	99.7	1:01.581	70.61	3.053	11:09:24.333
11 -	35.002	82.2	23.526	100.4	58.528 (1)	74.29		11:10:22.861
12 -	35.548	82.5	23.402	100.7	58.950	73.76	0.422	11:11:21.811
13 -	35.239	80.1	23.707	99.1	58.946	73.77	0.418	11:12:20.757

P20 57		Keaton SAMRA (R)			Fox Motorsport			
IDEAL LAP TIME : 58.550		BEST LAP TIME : 58.569			DIFFERENCE : 0.019			
LAP	SECTOR 1	SECTOR 2		LAP TIME	MPH	DIFF	TIME OF DAY	
1 -	OUTLAP	76.0	24.755	95.4	1:05.670	66.21	7.101	10:57:27.295
2 -	35.884	78.0	24.020	96.4	59.904	72.59	1.335	10:58:27.199
3 -	35.236	78.4	23.875	97.1	59.111	73.56	0.542	10:59:26.310
4 -	35.745	78.9	23.851	97.2	59.596	72.96	1.027	11:00:25.906
5 -	35.079	79.6	23.714	97.8	58.793 (3)	73.96	0.224	11:01:24.699
6 -	34.911	79.3	24.035	96.8	58.946	73.77	0.377	11:02:23.645
7 -	35.420	79.6	24.685	96.4	1:00.105	72.35	1.536	11:03:23.750
8 -	39.753	41.8	IN PIT		3:55.063 P	18.49	2:56.494	11:07:18.813
9 -	OUTLAP	78.4	23.888	98.2	1:03.046	68.97	4.477	11:08:21.859
10 -	35.583	79.6	23.682	97.9	59.265	73.37	0.696	11:09:21.124
11 -	34.930	79.8	23.639	97.8	58.569 (1)	74.24		11:10:19.693
12 -	35.417	78.9	23.965	97.9	59.382	73.23	0.813	11:11:19.075
13 -	34.926	79.5	23.723	97.8	58.649 (2)	74.14	0.080	11:12:17.724

2017 Simpson Race Products Ginetta Junior Championship

FREE PRACTICE SESSION - BEST SPEEDS

POS	INTERMEDIATE 1			INTERMEDIATE 2			FINISH LINE		
	NO	NAME	MPH	NO	NAME	MPH	NO	NAME	MPH
1	11	PRIAULX	83.9				21	CANNING (R)	102.1
2	33	HARPER	83.2				11	PRIAULX	101.6
3	29	DYSON (R)	82.8				46	DINEEN (R)	101.3
4	25	GRADY	82.6				33	HARPER	101.2
5	27	McKENNA (R)	82.5				31	DIGBY	101.0
6	46	DINEEN (R)	82.5				27	McKENNA (R)	100.9
7	87	JEWISS (R)	82.4				29	DYSON (R)	100.7
8	19	KING	82.3				23	GAMBLE	100.4
9	9	COLLARD	82.2				25	GRADY	100.4
10	20	WOOD	82.2				87	JEWISS (R)	100.4
11	23	GAMBLE	82.2				19	KING	100.3
12	72	LUFF (R)	82.1				20	WOOD	100.3
13	21	CANNING (R)	81.9				55	DEL SARTE (R)	100.3
14	31	DIGBY	81.9				9	COLLARD	100.0
15	54	SMALLEY (R)	81.6				44	GREEN (R)	100.0
16	12	BROWNING (R)	81.4				54	SMALLEY (R)	100.0
17	79	JOHNSON	81.4				72	LUFF (R)	99.5
18	44	GREEN (R)	81.3				12	BROWNING (R)	99.2
19	55	DEL SARTE (R)	81.1				79	JOHNSON	98.9
20	57	SAMRA (R)	79.8				57	SAMRA (R)	98.2

Weather / Track : Cloudy / Dry

Results can be found at www.tsl-timing.com

Brands Hatch Indy
Circuit Length = 1.2079 miles
Start: 10:56 Flag 11:12 End: 11:12

Printed - 11:13 Saturday, 01 April 2017

2017 Simpson Race Products Ginetta Junior Championship

FREE PRACTICE SESSION - BEST SECTORS

SECTOR 1			SECTOR 2			IDEAL / BEST COMPARISON						
POS	NO	NAME	TIME	NO	NAME	TIME	POS	NO	NAME	IDEAL	BEST	DIFF
									PERFECT LAP	56.774		
1	11	PRIAULX	33.739	33	HARPER	23.035	1	11	PRIAULX	56.818	56.920	0.102
2	29	DYSON (R)	33.764	11	PRIAULX	23.079	2	33	HARPER	56.934	57.042	0.108
3	23	GAMBLE	33.804	27	McKENNA (R)	23.143	3	29	DYSON (R)	57.025	57.103	0.078
4	33	HARPER	33.899	29	DYSON (R)	23.261	4	23	GAMBLE	57.075	57.127	0.052
5	19	KING	33.980	23	GAMBLE	23.271	5	27	McKENNA (R)	57.159	57.313	0.154
6	27	McKENNA (R)	34.016	9	COLLARD	23.310	6	19	KING	57.323	57.323	0.000
7	25	GRADY	34.126	21	CANNING (R)	23.312	7	54	SMALLEY (R)	57.486	57.597	0.111
8	20	WOOD	34.153	31	DIGBY	23.312	8	9	COLLARD	57.495	57.577	0.082
9	54	SMALLEY (R)	34.164	54	SMALLEY (R)	23.322	9	20	WOOD	57.536	57.559	0.023
10	72	LUFF (R)	34.183	87	JEWISS (R)	23.332	10	25	GRADY	57.539	57.539	0.000
11	9	COLLARD	34.185	19	KING	23.343	11	87	JEWISS (R)	57.539	57.539	0.000
12	87	JEWISS (R)	34.207	12	BROWNING (R)	23.369	12	72	LUFF (R)	57.633	57.893	0.260
13	55	DEL SARTE (R)	34.283	55	DEL SARTE (R)	23.378	13	55	DEL SARTE (R)	57.661	57.664	0.003
14	12	BROWNING (R)	34.296	20	WOOD	23.383	14	12	BROWNING (R)	57.665	57.895	0.230
15	31	DIGBY	34.415	46	DINEEN (R)	23.402	15	31	DIGBY	57.727	57.727	0.000
16	44	GREEN (R)	34.456	25	GRADY	23.413	16	21	CANNING (R)	57.775	57.841	0.066
17	21	CANNING (R)	34.463	72	LUFF (R)	23.450	17	44	GREEN (R)	57.935	58.095	0.160
18	79	JOHNSON	34.692	44	GREEN (R)	23.479	18	79	JOHNSON	58.273	58.387	0.114
19	46	DINEEN (R)	34.906	79	JOHNSON	23.581	19	46	DINEEN (R)	58.308	58.528	0.220
20	57	SAMRA (R)	34.911	57	SAMRA (R)	23.639	20	57	SAMRA (R)	58.550	58.569	0.019

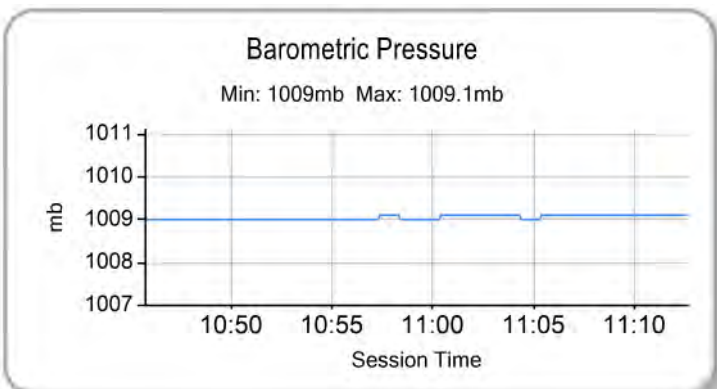
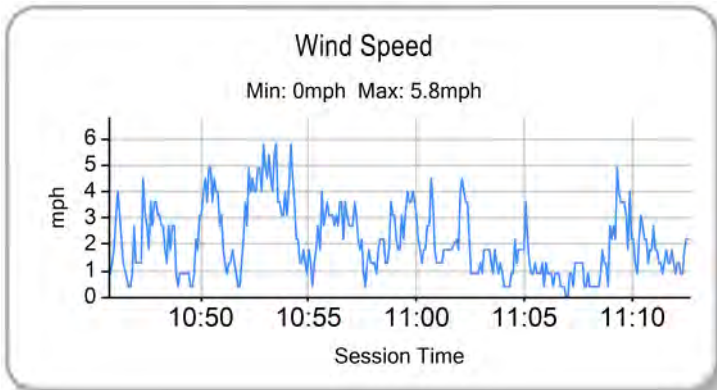
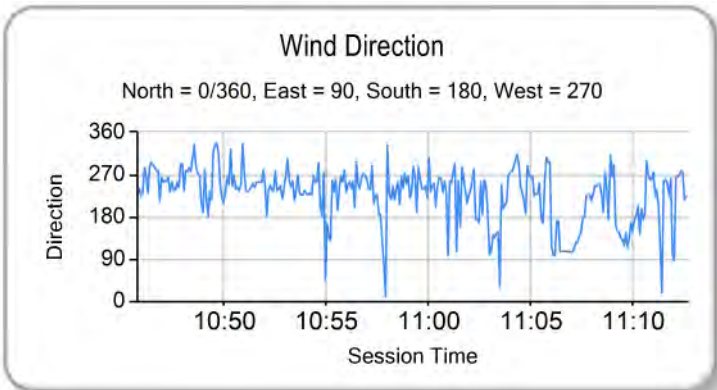
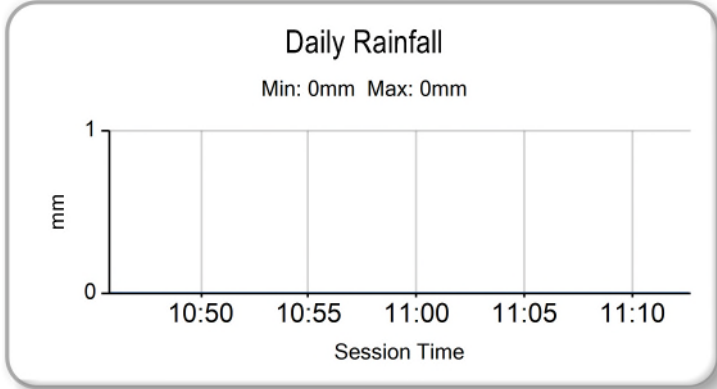
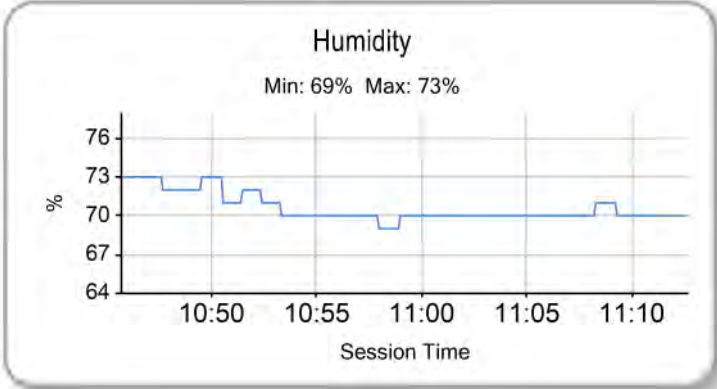
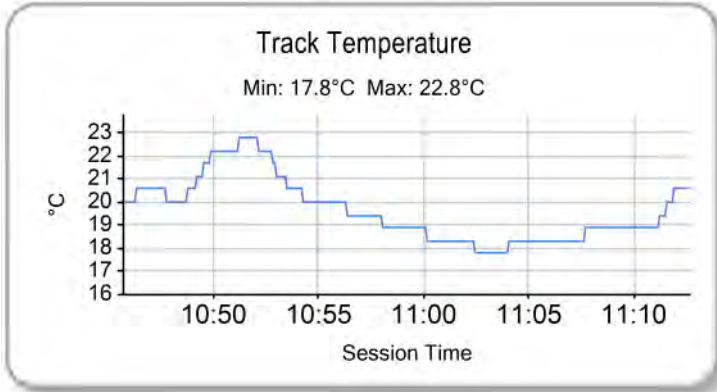
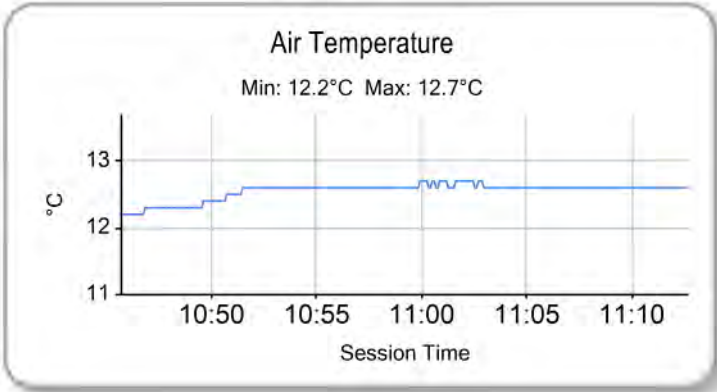
Weather / Track : Cloudy / Dry

Results can be found at www.tsl-timing.com

Brands Hatch Indy
 Circuit Length = 1.2079 miles
 Start: 10:56 Flag 11:12 End: 11:12

Printed - 11:12 Saturday, 01 April 2017

2017 Simpson Race Products Ginetta Junior Championship
FREE PRACTICE SESSION - WEATHER CONDITIONS



Weather / Track : Cloudy / Dry

Results can be found at www.tsl-timing.com

Brands Hatch Indy
 Circuit Length = 1.2079 miles
 Start: 10:56 Flag 11:12 End: 11:12

Printed - 11:13 Saturday, 01 April 2017

2017 Simpson Race Products Ginetta Junior Championship

QUALIFYING - ROUND 1 - CLASSIFICATION

POS	NO	NAME	NAT	ENTRY	TIME	ON	LAPS	GAP	DIFF	MPH
1	11	Sebastian PRIAULX	GBR	JHR Developments	56.845	7	15			76.49
2	23*	Tom GAMBLE	GBR	JHR Developments	57.143	15	15	0.298	0.298	76.10
3	19	Harry KING	GBR	Elite Motorsport	57.167	3	16	0.322	0.024	76.06
4	29	Harry DYSON (R)	GBR	JHR Developments	57.190	13	15	0.345	0.023	76.03
5	33	Daniel HARPER	GBR	Douglas Motorsport	57.249	12	16	0.404	0.059	75.95
6	31*	Charlie DIGBY	GBR	HHC Motorsport	57.315	3	16	0.470	0.066	75.87
7	25	Connor GRADY	GBR	Douglas Motorsport	57.338	16	16	0.493	0.023	75.84
8	9	Jordan COLLARD	GBR	HHC Motorsport	57.343	15	15	0.498	0.005	75.83
9	27	Scott McKENNA (R)	GBR	HHC Motorsport	57.346	4	16	0.501	0.003	75.83
10	20	Tom WOOD	GBR	HHC Motorsport	57.372	4	15	0.527	0.026	75.79
11	55	Ruben DEL SARTE (R)	NED	HHC Motorsport	57.434	4	15	0.589	0.062	75.71
12	87	Kiern JEWISS (R)	GBR	Douglas Motorsport	57.513	12	16	0.668	0.079	75.61
13	54	Adam SMALLEY (R)	GBR	JHR Developments	57.669	13	15	0.824	0.156	75.40
14	72	Matt LUFF (R)	GBR	JHR Developments	57.709	3	15	0.864	0.040	75.35
15	21	Tom CANNING (R)	GBR	Douglas Motorsport	57.738	12	16	0.893	0.029	75.31
16	12*	Luke BROWNING (R)	GBR	Richardson Racing	57.851	12	16	1.006	0.113	75.16
17	44*	Finley GREEN (R)	GBR	Fox Motorsport	57.997	14	15	1.152	0.146	74.97
18	79*	Greg JOHNSON	GBR	Elite Motorsport	58.044	3	16	1.199	0.047	74.91
19	46*	Jenson DINEEN (R)	GBR	JHR Developments	58.243	15	15	1.398	0.199	74.66
20	57	Keaton SAMRA (R)	GBR	Fox Motorsport	58.365	14	15	1.520	0.122	74.50

*Cars 12, 23, 31, 44, 46 & 79 - times disallowed, exceeding track limits.

Weather / Track : Cloudy / Dry

These results are provisional until the conclusion of any judicial and technical matters.

Brands Hatch Indy

Circuit Length = 1.2079 miles

Start: 14:37 Flag 14:52 End: 14:53

Clerk Of Course :	Timekeeper :
-------------------	--------------

Results can be found at www.tsl-timing.com

Printed - 14:53 Saturday, 01 April 2017



2017 Simpson Race Products Ginetta Junior Championship

QUALIFYING - ROUND 2 - 2ND FASTEST CLASSIFICATION

POS	NO	NAME	NAT	ENTRY	TIME	ON	LAPS	GAP	DIFF	MPH
1	11	Sebastian PRIAULX	GBR	JHR Developments	56.869	10	15			76.46
2	23*	Tom GAMBLE	GBR	JHR Developments	57.202	11	15	0.333	0.333	76.02
3	29	Harry DYSON (R)	GBR	JHR Developments	57.221	5	15	0.352	0.019	75.99
4	33	Daniel HARPER	GBR	Douglas Motorsport	57.313	14	16	0.444	0.092	75.87
5	19	Harry KING	GBR	Elite Motorsport	57.371	15	16	0.502	0.058	75.79
6	31*	Charlie DIGBY	GBR	HHC Motorsport	57.376	6	16	0.507	0.005	75.79
7	25	Connor GRADY	GBR	Douglas Motorsport	57.384	11	16	0.515	0.008	75.78
8	20	Tom WOOD	GBR	HHC Motorsport	57.435	15	15	0.566	0.051	75.71
9	27	Scott McKENNA (R)	GBR	HHC Motorsport	57.440	6	16	0.571	0.005	75.70
10	55	Ruben DEL SARTE (R)	NED	HHC Motorsport	57.446	8	15	0.577	0.006	75.69
11	9	Jordan COLLARD	GBR	HHC Motorsport	57.551	3	15	0.682	0.105	75.56
12	87	Kiern JEWISS (R)	GBR	Douglas Motorsport	57.597	4	16	0.728	0.046	75.50
13	54	Adam SMALLEY (R)	GBR	JHR Developments	57.724	2	15	0.855	0.127	75.33
14	72	Matt LUFF (R)	GBR	JHR Developments	57.744	6	15	0.875	0.020	75.30
15	21	Tom CANNING (R)	GBR	Douglas Motorsport	57.747	15	16	0.878	0.003	75.30
16	12*	Luke BROWNING (R)	GBR	Richardson Racing	57.855	6	16	0.986	0.108	75.16
17	44*	Finley GREEN (R)	GBR	Fox Motorsport	57.998	3	15	1.129	0.143	74.97
18	79*	Greg JOHNSON	GBR	Elite Motorsport	58.050	15	16	1.181	0.052	74.91
19	46*	Jenson DINEEN (R)	GBR	JHR Developments	58.340	13	15	1.471	0.290	74.53
20	57	Keaton SAMRA (R)	GBR	Fox Motorsport	58.375	15	15	1.506	0.035	74.49

*Cars 12, 23, 31, 44, 46 & 79 - times disallowed, exceeding track limits.

Weather / Track : Cloudy / Dry

These results are provisional until the conclusion of any judicial and technical matters.

Brands Hatch Indy

Circuit Length = 1.2079 miles

Start: 14:37 Flag 14:52 End: 14:53

Clerk Of Course :

Timekeeper :

Results can be found at www.tsl-timing.com

Printed - 14:54 Saturday, 01 April 2017



2017 Simpson Race Products Ginetta Junior Championship

QUALIFYING - ROUND 1 - SECTOR ANALYSIS

SECTOR 1 = FL to I1, SECTOR 2 = I1 to FL, DIFF = Difference To Personal Best Lap, P = Crossed Finish Line in Pit Lane, D = Time Disallowed

P1		11 Sebastian PRIAULX			JHR Developments			
IDEAL LAP TIME : 56.745		BEST LAP TIME : 56.845			DIFFERENCE : 0.100			
LAP	SECTOR 1	SECTOR 2		LAP TIME	MPH	DIFF	TIME OF DAY	
1 -	OUTLAP	79.8	23.421	98.6	1:02.045	70.08	5.200	14:39:23.963
2 -	34.843	70.9	24.185	100.7	59.028	73.67	2.183	14:40:22.991
3 -	33.866	81.8	23.047	101.3	56.913 (3)	76.40	0.068	14:41:19.904
4 -	34.437	80.5	23.270	99.8	57.707	75.35	0.862	14:42:17.611
5 -	34.061	80.1	23.166	100.1	57.227	75.98	0.382	14:43:14.838
6 -	34.718	67.8	24.186	101.2	58.904	73.82	2.059	14:44:13.742
7 -	33.718	82.8	23.127	101.5	56.845 (1)	76.49		14:45:10.587
8 -	34.193	81.0	23.207	100.0	57.400	75.75	0.555	14:46:07.987
9 -	34.318	67.5	24.178	101.2	58.496	74.34	1.651	14:47:06.483
10 -	33.842	82.5	23.027	101.5	56.869 (2)	76.46	0.024	14:48:03.352
11 -	34.368	81.9	23.571	101.0	57.939	75.05	1.094	14:49:01.291
12 -	33.829	81.7	23.230	99.8	57.059	76.21	0.214	14:49:58.350
13 -	33.852	81.3	23.290	99.4	57.142	76.10	0.297	14:50:55.492
14 -	34.637	70.1	24.294	100.9	58.931	73.79	2.086	14:51:54.423
15 -	33.729	82.4	23.186	97.6	56.915	76.40	0.070	14:52:51.338

P2		23 Tom GAMBLE			JHR Developments			
IDEAL LAP TIME : 57.057		BEST LAP TIME : 57.143			DIFFERENCE : 0.086			
LAP	SECTOR 1	SECTOR 2		LAP TIME	MPH	DIFF	TIME OF DAY	
1 -	OUTLAP	75.2	23.933	97.1	1:05.084	66.81	7.941	14:39:38.374
2 -	34.111	80.4	23.399	97.8	57.510	75.61	0.367	14:40:35.884
3 -	35.277	68.4	24.363	99.2	59.640	72.91	2.497	14:41:35.524
4 -	33.820	81.7	23.237	100.4	57.057 D	76.21		14:42:32.581
5 -	34.547	80.1	23.429	97.9	57.976	75.00	0.833	14:43:30.557
6 -	33.967	80.9	23.377	98.2	57.344 (3)	75.83	0.201	14:44:27.901
7 -	35.428	70.7	24.325	99.2	59.753	72.77	2.610	14:45:27.654
8 -	33.979	81.5	23.661	97.6	57.640	75.44	0.497	14:46:25.294
9 -	41.539	65.4	24.052	98.9	1:05.591	66.29	8.448	14:47:30.885
10 -	37.284	55.4	24.610	98.9	1:01.894	70.25	4.751	14:48:32.779
11 -	33.947	81.7	23.255	99.4	57.202 (2)	76.02	0.059	14:49:29.981
12 -	34.567	80.3	23.350	99.7	57.917	75.08	0.774	14:50:27.898
13 -	33.982	81.9	23.413	99.2	57.395	75.76	0.252	14:51:25.293
14 -	37.547	77.7	23.529	99.5	1:01.076	71.19	3.933	14:52:26.369
15 -	33.896	82.4	23.247	100.4	57.143 (1)	76.10		14:53:23.512

P3		19 Harry KING			Elite Motorsport			
IDEAL LAP TIME : 57.149		BEST LAP TIME : 57.167			DIFFERENCE : 0.018			
LAP	SECTOR 1	SECTOR 2		LAP TIME	MPH	DIFF	TIME OF DAY	
1 -	OUTLAP	80.1	23.658	98.5	1:01.578	70.61	4.411	14:38:57.312
2 -	34.141	81.7	23.272	100.1	57.413	75.74	0.246	14:39:54.725
3 -	33.897	82.7	23.270	99.5	57.167 (1)	76.06		14:40:51.892
4 -	34.058	81.8	23.338	99.5	57.396 (3)	75.76	0.229	14:41:49.288
5 -	34.035	82.3	23.377	99.8	57.412	75.74	0.245	14:42:46.700
6 -	33.879	82.3	23.700	99.2	57.579	75.52	0.412	14:43:44.279
7 -	34.040	80.9	24.131	98.1	58.171	74.75	1.004	14:44:42.450
8 -	34.011	81.1	23.500	98.3	57.511	75.61	0.344	14:45:39.961
9 -	37.302	77.9	25.363	80.1	1:02.665	69.39	5.498	14:46:42.626
10 -	34.902	81.2	23.548	98.6	58.450	74.39	1.283	14:47:41.076
11 -	34.050	81.5	23.410	99.1	57.460	75.68	0.293	14:48:38.536
12 -	34.170	81.0	23.377	99.1	57.547	75.56	0.380	14:49:36.083
13 -	34.144	80.2	24.258	99.1	58.402	74.45	1.235	14:50:34.485
14 -	34.029	81.7	23.915	98.3	57.944	75.04	0.777	14:51:32.429
15 -	33.998	81.9	23.373	99.4	57.371 (2)	75.79	0.204	14:52:29.800
16 -	35.786	75.4	24.144	94.5	59.930	72.56	2.763	14:53:29.730

Weather / Track : Cloudy / Dry

Brands Hatch Indy
Circuit Length = 1.2079 miles
Start: 14:37 Flag 14:52 End: 14:53

2017 Simpson Race Products Ginetta Junior Championship

QUALIFYING - ROUND 1 - SECTOR ANALYSIS

SECTOR 1 = FL to I1, SECTOR 2 = I1 to FL, DIFF = Difference To Personal Best Lap, P = Crossed Finish Line in Pit Lane, D = Time Disallowed

P4 29		Harry DYSON (R)			JHR Developments				
IDEAL LAP TIME : 57.154		BEST LAP TIME : 57.190			DIFFERENCE : 0.036				
LAP	SECTOR 1	SECTOR 2		LAP TIME	MPH	DIFF	TIME OF DAY		
1 -	OUTLAP	80.0	23.384	99.2	1:01.533	70.67	4.343	14:39:24.675	
2 -	34.036	81.0	23.452	98.3	57.488	75.64	0.298	14:40:22.163	
3 -	34.015	80.8	23.411	98.5	57.426	75.72	0.236	14:41:19.589	
4 -	34.887	66.7	24.024	99.8	58.911	73.81	1.721	14:42:18.500	
5 -	33.860	81.4	23.361	99.8	57.221 (2)	75.99	0.031	14:43:15.721	
6 -	33.923	80.6	23.421	98.3	57.344	75.83	0.154	14:44:13.065	
7 -	33.984	81.0	23.384	99.1	57.368	75.80	0.178	14:45:10.433	
8 -	34.687	78.7	23.339	100.4	58.026	74.94	0.836	14:46:08.459	
9 -	33.853	81.0	23.405	98.6	57.258 (3)	75.94	0.068	14:47:05.717	
10 -	34.010	81.0	23.440	98.6	57.450	75.69	0.260	14:48:03.167	
11 -	33.972	81.0	23.414	98.6	57.386	75.77	0.196	14:49:00.553	
12 -	35.016	78.3	23.457	99.7	58.473	74.36	1.283	14:49:59.026	
13 -	33.889	81.7	23.301	99.7	57.190 (1)	76.03		14:50:56.216	
14 -	33.991	80.6	23.544	98.1	57.535	75.58	0.345	14:51:53.751	
15 -	34.300	73.8	23.996	100.0	58.296	74.59	1.106	14:52:52.047	

P5 33		Daniel HARPER			Douglas Motorsport				
IDEAL LAP TIME : 57.189		BEST LAP TIME : 57.249			DIFFERENCE : 0.060				
LAP	SECTOR 1	SECTOR 2		LAP TIME	MPH	DIFF	TIME OF DAY		
1 -	OUTLAP	79.7	23.504	98.5	1:03.683	68.28	6.434	14:38:50.572	
2 -	34.039	80.9	23.421	98.1	57.460	75.68	0.211	14:39:48.032	
3 -	35.014	79.5	23.660	99.5	58.674	74.11	1.425	14:40:46.706	
4 -	33.980	81.1	23.439	98.5	57.419	75.73	0.170	14:41:44.125	
5 -	35.042	80.8	23.606	100.0	58.648	74.14	1.399	14:42:42.773	
6 -	34.071	81.1	23.374	98.3	57.445	75.70	0.196	14:43:40.218	
7 -	34.023	81.2	23.349	98.5	57.372	75.79	0.123	14:44:37.590	
8 -	33.965	81.3	23.380	98.6	57.345 (3)	75.83	0.096	14:45:34.935	
9 -	34.087	81.3	23.401	98.6	57.488	75.64	0.239	14:46:32.423	
10 -	33.957	81.5	23.491	98.5	57.448	75.69	0.199	14:47:29.871	
11 -	37.111	80.6	23.366	100.0	1:00.477	71.90	3.228	14:48:30.348	
12 -	33.840	81.6	23.409	98.8	57.249 (1)	75.95		14:49:27.597	
13 -	35.775	79.4	23.615	99.5	59.390	73.22	2.141	14:50:26.987	
14 -	33.874	82.2	23.439	98.3	57.313 (2)	75.87	0.064	14:51:24.300	
15 -	33.915	81.7	23.495	98.3	57.410	75.74	0.161	14:52:21.710	
16 -	35.156	79.5	23.801	97.8	58.957	73.75	1.708	14:53:20.667	

P6 31		Charlie DIGBY			HHC Motorsport				
IDEAL LAP TIME : 57.304		BEST LAP TIME : 57.315			DIFFERENCE : 0.011				
LAP	SECTOR 1	SECTOR 2		LAP TIME	MPH	DIFF	TIME OF DAY		
1 -	OUTLAP	75.2	24.452	97.6	1:04.297	67.63	6.982	14:38:57.363	
2 -	34.609	82.0	23.318	100.0	57.927	75.07	0.612	14:39:55.290	
3 -	33.986	82.1	23.329	100.3	57.315 (1)	75.87		14:40:52.605	
4 -	34.130	82.4	23.498	100.3	57.628	75.45	0.313	14:41:50.233	
5 -	34.995	80.9	23.551	98.8	58.546	74.27	1.231	14:42:48.779	
6 -	34.058	81.8	23.318	100.4	57.376 (2)	75.79	0.061	14:43:46.155	
7 -	34.178	80.9	23.475	99.4	57.653	75.42	0.338	14:44:43.808	
8 -	34.162	82.0	23.392	99.4	57.554	75.55	0.239	14:45:41.362	
9 -	35.011	70.2	24.896	98.8	59.907 D	72.58	2.592	14:46:41.269	
10 -	35.564	61.1	27.277	87.6	1:02.841	69.20	5.526	14:47:44.110	
11 -	34.913	81.5	23.575	100.0	58.488	74.35	1.173	14:48:42.598	
12 -	34.078	82.1	23.364	100.4	57.442 (3)	75.70	0.127	14:49:40.040	
13 -	36.411	56.4	27.061	98.6	1:03.472	68.51	6.157	14:50:43.512	
14 -	34.053	81.7	23.391	98.8	57.444	75.70	0.129	14:51:40.956	
15 -	34.275	82.0	23.464	99.4	57.739	75.31	0.424	14:52:38.695	
16 -	34.770	77.9	23.742	99.5	58.512	74.31	1.197	14:53:37.207	

Weather / Track : Cloudy / Dry

Brands Hatch Indy
Circuit Length = 1.2079 miles
Start: 14:37 Flag 14:52 End: 14:53

2017 Simpson Race Products Ginetta Junior Championship

QUALIFYING - ROUND 1 - SECTOR ANALYSIS

SECTOR 1 = FL to I1, SECTOR 2 = I1 to FL, DIFF = Difference To Personal Best Lap, P = Crossed Finish Line in Pit Lane, D = Time Disallowed

P7 25		Connor GRADY			Douglas Motorsport			
IDEAL LAP TIME : 57.326		BEST LAP TIME : 57.338			DIFFERENCE : 0.012			
LAP	SECTOR 1	SECTOR 2		LAP TIME	MPH	DIFF	TIME OF DAY	
1 -	OUTLAP	78.3	23.951	96.6	1:05.494	66.39	8.156	14:38:49.892
2 -	35.170	81.6	23.335	99.5	58.505	74.32	1.167	14:39:48.397
3 -	34.315	80.8	23.556	98.3	57.871	75.14	0.533	14:40:46.268
4 -	34.846	81.5	23.409	99.8	58.255	74.64	0.917	14:41:44.523
5 -	34.239	80.5	23.550	98.5	57.789	75.24	0.451	14:42:42.312
6 -	35.667	80.3	23.518	99.7	59.185	73.47	1.847	14:43:41.497
7 -	34.173	81.9	23.269	100.3	57.442 (3)	75.70	0.104	14:44:38.939
8 -	34.185	82.3	23.863	100.0	58.048	74.91	0.710	14:45:36.987
9 -	34.254	81.1	23.572	98.9	57.826	75.20	0.488	14:46:34.813
10 -	34.139	81.1	23.330	99.8	57.469	75.66	0.131	14:47:32.282
11 -	34.153	81.6	23.231	100.4	57.384 (2)	75.78	0.046	14:48:29.666
12 -	35.325	80.4	23.309	100.1	58.634	74.16	1.296	14:49:28.300
13 -	34.119	81.2	23.354	98.8	57.473	75.66	0.135	14:50:25.773
14 -	36.776	80.9	23.278	101.0	1:00.054	72.41	2.716	14:51:25.827
15 -	36.301	79.6	23.353	99.8	59.654	72.89	2.316	14:52:25.481
16 -	34.131	82.2	23.207	101.0	57.338 (1)	75.84		14:53:22.819

P8 9		Jordan COLLARD			HHC Motorsport			
IDEAL LAP TIME : 57.343		BEST LAP TIME : 57.343			DIFFERENCE : 0.000			
LAP	SECTOR 1	SECTOR 2		LAP TIME	MPH	DIFF	TIME OF DAY	
1 -	OUTLAP	80.3	23.551	98.6	1:01.531	70.67	4.188	14:38:53.258
2 -	34.815	78.2	23.489	100.0	58.304	74.58	0.961	14:39:51.562
3 -	34.165	81.0	23.386	99.2	57.551 (2)	75.56	0.208	14:40:49.113
4 -	34.199	80.7	23.448	98.6	57.647 (3)	75.43	0.304	14:41:46.760
5 -	35.681	79.7	23.490	99.2	59.171	73.49	1.828	14:42:45.931
6 -	34.117	80.9	23.564	98.6	57.681	75.39	0.338	14:43:43.612
7 -	34.969	81.8	24.658	81.3	59.627	72.93	2.284	14:44:43.239
8 -	35.319	81.7	23.524	98.9	58.843	73.90	1.500	14:45:42.082
9 -	35.004	62.3	26.071	81.7	1:01.075	71.20	3.732	14:46:43.157
10 -	36.128	75.4	23.850	98.8	59.978	72.50	2.635	14:47:43.135
11 -	34.472	81.8	23.608	98.9	58.080	74.87	0.737	14:48:41.215
12 -	34.565	63.9	33.422	68.4	1:07.987	63.96	10.644	14:49:49.202
13 -	46.284	77.1	23.653	99.4	1:09.937	62.17	12.594	14:50:59.139
14 -	34.291	81.5	23.427	99.4	57.718	75.34	0.375	14:51:56.857
15 -	34.015	82.0	23.328	100.1	57.343 (1)	75.83		14:52:54.200

P9 27		Scott McKENNA (R)			HHC Motorsport			
IDEAL LAP TIME : 57.285		BEST LAP TIME : 57.346			DIFFERENCE : 0.061			
LAP	SECTOR 1	SECTOR 2		LAP TIME	MPH	DIFF	TIME OF DAY	
1 -	OUTLAP	81.1	23.416	100.3	1:02.053	70.07	4.707	14:38:52.341
2 -	35.675	78.6	23.914	99.7	59.589	72.97	2.243	14:39:51.930
3 -	34.017	82.2	23.668	99.4	57.685	75.38	0.339	14:40:49.615
4 -	33.924	82.0	23.422	100.0	57.346 (1)	75.83		14:41:46.961
5 -	35.848	79.5	23.579	99.2	59.427	73.17	2.081	14:42:46.388
6 -	33.911	82.5	23.529	99.5	57.440 (2)	75.70	0.094	14:43:43.828
7 -	38.295	71.9	24.707	99.4	1:03.002	69.02	5.656	14:44:46.830
8 -	34.126	80.7	23.451	98.3	57.577	75.52	0.231	14:45:44.407
9 -	34.131	80.9	23.630	99.5	57.761	75.28	0.415	14:46:42.168
10 -	34.580	81.0	23.462	98.2	58.042	74.92	0.696	14:47:40.210
11 -	34.047	80.6	23.465	98.6	57.512 (3)	75.61	0.166	14:48:37.722
12 -	34.065	81.2	23.455	98.5	57.520	75.60	0.174	14:49:35.242
13 -	35.422	81.6	23.374	98.3	58.796	73.96	1.450	14:50:34.038
14 -	34.082	80.6	23.430	98.3	57.512 (3)	75.61	0.166	14:51:31.550
15 -	34.185	80.4	23.424	98.9	57.609	75.48	0.263	14:52:29.159
16 -	34.194	81.2	23.428	98.9	57.622	75.46	0.276	14:53:26.781

Weather / Track : Cloudy / Dry

Brands Hatch Indy
Circuit Length = 1.2079 miles
Start: 14:37 Flag 14:52 End: 14:53

2017 Simpson Race Products Ginetta Junior Championship

QUALIFYING - ROUND 1 - SECTOR ANALYSIS

SECTOR 1 = FL to I1, SECTOR 2 = I1 to FL, DIFF = Difference To Personal Best Lap, P = Crossed Finish Line in Pit Lane, D = Time Disallowed

P10 20		Tom WOOD			HHC Motorsport			
IDEAL LAP TIME : 57.356		BEST LAP TIME : 57.372			DIFFERENCE : 0.016			
LAP	SECTOR 1	SECTOR 2		LAP TIME	MPH	DIFF	TIME OF DAY	
1 -	OUTLAP	79.7	24.015	99.1	1:02.358	69.73	4.986	14:38:53.571
2 -	34.714	66.1	24.285	98.9	58.999	73.70	1.627	14:39:52.570
3 -	34.058	81.7	23.496	98.5	57.554	75.55	0.182	14:40:50.124
4 -	34.009	81.1	23.363	98.9	57.372 (1)	75.79		14:41:47.496
5 -	34.235	80.1	23.588	97.5	57.823	75.20	0.451	14:42:45.319
6 -	35.729	58.5	24.859	98.5	1:00.588	71.77	3.216	14:43:45.907
7 -	36.603	70.4	24.746	99.2	1:01.349	70.88	3.977	14:44:47.256
8 -	34.016	81.3	23.568	98.9	57.584	75.51	0.212	14:45:44.840
9 -	34.038	81.7	23.476	99.8	57.514 (3)	75.60	0.142	14:46:42.354
10 -	36.750	80.1	23.699	98.5	1:00.449	71.93	3.077	14:47:42.803
11 -	34.198	80.3	23.578	98.1	57.776	75.26	0.404	14:48:40.579
12 -	34.149	81.0	23.549	97.6	57.698	75.36	0.326	14:49:38.277
13 -	40.720	47.6	29.217	83.1	1:09.937	62.17	12.565	14:50:48.214
14 -	43.423	73.1	23.846	98.5	1:07.269	64.64	9.897	14:51:55.483
15 -	34.088	80.9	23.347	99.5	57.435 (2)	75.71	0.063	14:52:52.918

P11 55		Ruben DEL SARTE (R)			HHC Motorsport			
IDEAL LAP TIME : 57.392		BEST LAP TIME : 57.434			DIFFERENCE : 0.042			
LAP	SECTOR 1	SECTOR 2		LAP TIME	MPH	DIFF	TIME OF DAY	
1 -	OUTLAP	79.7	23.502	99.4	1:03.297	68.70	5.863	14:38:58.055
2 -	34.208	81.5	23.810	97.3	58.018	74.95	0.584	14:39:56.073
3 -	34.278	80.8	23.318	99.5	57.596	75.50	0.162	14:40:53.669
4 -	34.118	81.0	23.316	99.4	57.434 (1)	75.71		14:41:51.103
5 -	34.668	81.3	23.834	99.2	58.502	74.33	1.068	14:42:49.605
6 -	34.286	80.9	23.360	99.4	57.646	75.43	0.212	14:43:47.251
7 -	40.770	67.3	23.874	99.4	1:04.644	67.27	7.210	14:44:51.895
8 -	34.109	81.5	23.337	100.0	57.446 (2)	75.69	0.012	14:45:49.341
9 -	40.266	53.4	34.538	70.7	1:14.804	58.13	17.370	14:47:04.145
10 -	37.480	81.3	23.308	99.4	1:00.788	71.53	3.354	14:48:04.933
11 -	34.084	81.5	23.382	99.7	57.466 (3)	75.67	0.032	14:49:02.399
12 -	34.256	80.6	23.385	99.8	57.641	75.44	0.207	14:50:00.040
13 -	35.016	79.4	23.583	98.8	58.599	74.20	1.165	14:50:58.639
14 -	34.170	81.4	23.419	100.1	57.589	75.51	0.155	14:51:56.228
15 -	34.181	81.9	23.332	100.0	57.513	75.61	0.079	14:52:53.741

P12 87		Kiern JEWISS (R)			Douglas Motorsport			
IDEAL LAP TIME : 57.513		BEST LAP TIME : 57.513			DIFFERENCE : 0.000			
LAP	SECTOR 1	SECTOR 2		LAP TIME	MPH	DIFF	TIME OF DAY	
1 -	OUTLAP	80.2	23.650	98.2	1:03.230	68.77	5.717	14:38:51.149
2 -	34.771	79.1	23.597	98.9	58.368	74.50	0.855	14:39:49.517
3 -	34.436	80.5	23.361	99.7	57.797	75.23	0.284	14:40:47.314
4 -	34.301	81.1	23.296	100.1	57.597 (2)	75.50	0.084	14:41:44.911
5 -	34.596	81.0	23.511	100.4	58.107	74.83	0.594	14:42:43.018
6 -	34.416	80.6	23.428	99.4	57.844	75.17	0.331	14:43:40.862
7 -	34.287	81.0	23.442	99.1	57.729	75.32	0.216	14:44:38.591
8 -	34.357	80.9	23.648	98.8	58.005	74.96	0.492	14:45:36.596
9 -	34.666	75.9	23.967	99.8	58.633	74.16	1.120	14:46:35.229
10 -	34.412	80.6	23.373	99.7	57.785	75.25	0.272	14:47:33.014
11 -	34.649	79.6	23.489	99.8	58.138	74.79	0.625	14:48:31.152
12 -	34.230	81.5	23.283	100.6	57.513 (1)	75.61		14:49:28.665
13 -	34.255	81.0	23.399	99.5	57.654 (3)	75.42	0.141	14:50:26.319
14 -	34.456	70.7	24.734	100.4	59.190	73.46	1.677	14:51:25.509
15 -	34.615	80.2	23.474	99.2	58.089	74.86	0.576	14:52:23.598
16 -	34.626	80.4	23.337	99.4	57.963	75.02	0.450	14:53:21.561

Weather / Track : Cloudy / Dry

Brands Hatch Indy
Circuit Length = 1.2079 miles
Start: 14:37 Flag 14:52 End: 14:53

2017 Simpson Race Products Ginetta Junior Championship

QUALIFYING - ROUND 1 - SECTOR ANALYSIS

SECTOR 1 = FL to I1, SECTOR 2 = I1 to FL, DIFF = Difference To Personal Best Lap, P = Crossed Finish Line in Pit Lane, D = Time Disallowed

P13 54		Adam SMALLEY (R)			JHR Developments			
IDEAL LAP TIME : 57.669		BEST LAP TIME : 57.669			DIFFERENCE : 0.000			
LAP	SECTOR 1	SECTOR 2		LAP TIME	MPH	DIFF	TIME OF DAY	
1 -	OUTLAP	79.7	23.772	98.3	1:04.328	67.60	6.659	14:39:38.806
2 -	34.272	80.9	23.452	98.8	57.724 (2)	75.33	0.055	14:40:36.530
3 -	34.352	80.1	23.594	98.1	57.946	75.04	0.277	14:41:34.476
4 -	34.413	79.8	23.545	98.5	57.958	75.03	0.289	14:42:32.434
5 -	34.858	80.7	23.531	99.4	58.389	74.47	0.720	14:43:30.823
6 -	34.252	80.8	23.501	99.1	57.753 (3)	75.29	0.084	14:44:28.576
7 -	34.391	80.4	23.622	97.8	58.013	74.95	0.344	14:45:26.589
8 -	35.377	65.9	24.168	98.8	59.545	73.03	1.876	14:46:26.134
9 -	41.152	68.6	24.102	99.1	1:05.254	66.64	7.585	14:47:31.388
10 -	34.298	80.0	23.532	97.8	57.830	75.19	0.161	14:48:29.218
11 -	38.394	81.5	23.465	98.9	1:01.859	70.29	4.190	14:49:31.077
12 -	34.304	81.1	23.512	99.1	57.816	75.21	0.147	14:50:28.893
13 -	34.232	80.9	23.437	99.4	57.669 (1)	75.40		14:51:26.562
14 -	34.254	81.1	23.560	98.9	57.814	75.21	0.145	14:52:24.376
15 -	34.370	81.2	23.533	99.2	57.903	75.10	0.234	14:53:22.279

P14 72		Matt LUFF (R)			JHR Developments			
IDEAL LAP TIME : 57.591		BEST LAP TIME : 57.709			DIFFERENCE : 0.118			
LAP	SECTOR 1	SECTOR 2		LAP TIME	MPH	DIFF	TIME OF DAY	
1 -	OUTLAP	80.1	23.625	98.1	1:01.916	70.23	4.207	14:39:25.959
2 -	34.435	80.8	23.417	99.4	57.852	75.16	0.143	14:40:23.811
3 -	34.191	81.4	23.518	99.1	57.709 (1)	75.35		14:41:21.520
4 -	34.954	80.9	23.400	99.2	58.354	74.52	0.645	14:42:19.874
5 -	34.269	80.9	23.775	99.4	58.044	74.91	0.335	14:43:17.918
6 -	34.319	81.7	23.425	100.6	57.744 (2)	75.30	0.035	14:44:15.662
7 -	34.245	81.7	23.809	98.5	58.054	74.90	0.345	14:45:13.716
8 -	34.647	78.9	23.796	98.5	58.443	74.40	0.734	14:46:12.159
9 -	39.764	38.2	30.181	97.6	1:09.945	62.17	12.236	14:47:22.104
10 -	37.664	80.5	23.481	99.2	1:01.145	71.11	3.436	14:48:23.249
11 -	34.283	81.4	23.500	100.0	57.783	75.25	0.074	14:49:21.032
12 -	34.705	77.7	23.779	100.9	58.484	74.35	0.775	14:50:19.516
13 -	34.442	80.7	23.500	99.4	57.942	75.05	0.233	14:51:17.458
14 -	34.232	81.7	23.520	99.5	57.752 (3)	75.29	0.043	14:52:15.210
15 -	34.256	81.3	23.568	98.8	57.824	75.20	0.115	14:53:13.034

P15 21		Tom CANNING (R)			Douglas Motorsport			
IDEAL LAP TIME : 57.704		BEST LAP TIME : 57.738			DIFFERENCE : 0.034			
LAP	SECTOR 1	SECTOR 2		LAP TIME	MPH	DIFF	TIME OF DAY	
1 -	OUTLAP	79.1	23.803	98.1	1:03.084	68.93	5.346	14:38:52.140
2 -	35.260	78.9	23.735	98.5	58.995	73.71	1.257	14:39:51.135
3 -	35.281	81.0	24.031	99.1	59.312	73.31	1.574	14:40:50.447
4 -	34.556	79.8	23.489	99.2	58.045	74.91	0.307	14:41:48.492
5 -	34.599	80.3	23.833	100.4	58.432	74.42	0.694	14:42:46.924
6 -	34.439	80.3	23.526	99.7	57.965	75.02	0.227	14:43:44.889
7 -	34.319	80.6	23.442	100.4	57.761 (3)	75.28	0.023	14:44:42.650
8 -	34.337	80.9	23.441	100.0	57.778	75.26	0.040	14:45:40.428
9 -	34.718	78.6	25.470	76.9	1:00.188	72.25	2.450	14:46:40.616
10 -	36.683	61.7	26.064	97.9	1:02.747	69.30	5.009	14:47:43.363
11 -	34.680	81.0	23.741	101.0	58.421	74.43	0.683	14:48:41.784
12 -	34.345	81.4	23.393	101.0	57.738 (1)	75.31		14:49:39.522
13 -	34.681	80.3	23.551	99.4	58.232	74.67	0.494	14:50:37.754
14 -	34.314	80.6	23.508	99.1	57.822	75.20	0.084	14:51:35.576
15 -	34.311	80.8	23.436	99.4	57.747 (2)	75.30	0.009	14:52:33.323
16 -	34.667	80.3	23.471	100.3	58.138	74.79	0.400	14:53:31.461

Weather / Track : Cloudy / Dry

Brands Hatch Indy
Circuit Length = 1.2079 miles
Start: 14:37 Flag 14:52 End: 14:53

2017 Simpson Race Products Ginetta Junior Championship

QUALIFYING - ROUND 1 - SECTOR ANALYSIS

SECTOR 1 = FL to I1, SECTOR 2 = I1 to FL, DIFF = Difference To Personal Best Lap, P = Crossed Finish Line in Pit Lane, D = Time Disallowed

P16 12		Luke BROWNING (R)			Richardson Racing			
IDEAL LAP TIME : 57.656		BEST LAP TIME : 57.851			DIFFERENCE : 0.195			
LAP	SECTOR 1	SECTOR 2		LAP TIME	MPH	DIFF	TIME OF DAY	
1 -	OUTLAP	79.2	23.720	96.5	1:02.094	70.03	4.243	14:38:56.050
2 -	34.593	79.7	23.529	97.6	58.122	74.81	0.271	14:39:54.172
3 -	34.244	80.0	23.649	99.2	57.893 (3)	75.11	0.042	14:40:52.065
4 -	34.457	80.0	23.561	97.9	58.018	74.95	0.167	14:41:50.083
5 -	35.645	79.1	24.292	98.1	59.937	72.55	2.086	14:42:50.020
6 -	34.364	79.7	23.491	98.1	57.855 (2)	75.16	0.004	14:43:47.875
7 -	34.354	78.8	24.089	96.8	58.443	74.40	0.592	14:44:46.318
8 -	35.031	74.9	24.121	97.8	59.152	73.51	1.301	14:45:45.470
9 -	34.356	79.5	23.767	97.5	58.423 D	74.81	0.272	14:46:43.593
10 -	34.631	79.7	24.417	96.8	59.048	73.64	1.197	14:47:42.641
11 -	35.008	74.8	23.893	98.6	58.901	73.82	1.050	14:48:41.542
12 -	34.165	80.4	23.686	98.1	57.851 (1)	75.16		14:49:39.393
13 -	35.080	79.8	23.559	98.3	58.639	74.15	0.788	14:50:38.032
14 -	34.340	80.2	23.827	97.9	58.167	74.76	0.316	14:51:36.199
15 -	34.397	79.1	23.640	97.9	58.037	74.92	0.186	14:52:34.236
16 -	34.633	78.9	23.650	97.9	58.283	74.61	0.432	14:53:32.519

P17 44		Finley GREEN (R)			Fox Motorsport			
IDEAL LAP TIME : 57.751		BEST LAP TIME : 57.997			DIFFERENCE : 0.246			
LAP	SECTOR 1	SECTOR 2		LAP TIME	MPH	DIFF	TIME OF DAY	
1 -	OUTLAP	80.0	23.687	97.6	1:01.778	70.39	3.781	14:38:59.227
2 -	34.564	80.1	23.566	97.9	58.130	74.80	0.133	14:39:57.357
3 -	34.418	80.2	23.580	97.9	57.998 (2)	74.97	0.001	14:40:55.355
4 -	34.585	79.6	26.088	71.2	1:00.673	71.67	2.676	14:41:56.028
5 -	56.288	48.4	25.123	97.3	1:21.411	53.41	23.414	14:43:17.439
6 -	34.378	80.2	23.462	98.9	57.840 D	75.18		14:44:15.279
7 -	34.289	80.8	36.735	77.3	1:11.024	61.22	13.027	14:45:26.303
8 -	35.199	80.3	24.057	97.9	59.256	73.38	1.259	14:46:25.559
9 -	34.666	79.7	23.659	97.8	58.325	74.55	0.328	14:47:23.884
10 -	34.720	79.0	23.687	97.2	58.407	74.45	0.410	14:48:22.291
11 -	34.419	79.4	23.603	98.1	58.022 (3)	74.94	0.025	14:49:20.313
12 -	34.514	79.1	23.653	97.5	58.167	74.76	0.170	14:50:18.480
13 -	34.489	79.2	23.625	97.5	58.114 D	74.82	0.117	14:51:16.594
14 -	34.365	79.7	23.632	97.6	57.997 (1)	74.97		14:52:14.591
15 -	36.298	80.0	23.611	98.2	59.909	72.58	1.912	14:53:14.500

P18 79		Greg JOHNSON			Elite Motorsport			
IDEAL LAP TIME : 58.038		BEST LAP TIME : 58.044			DIFFERENCE : 0.006			
LAP	SECTOR 1	SECTOR 2		LAP TIME	MPH	DIFF	TIME OF DAY	
1 -	OUTLAP	80.4	24.026	97.9	1:03.164	68.84	5.120	14:38:59.850
2 -	34.696	81.1	23.588	98.8	58.284	74.61	0.240	14:39:58.134
3 -	34.479	81.0	23.565	98.3	58.044 (1)	74.91		14:40:56.178
4 -	34.618	80.3	23.801	97.8	58.419 D	74.43	0.375	14:41:54.597
5 -	35.010	79.4	23.683	97.5	58.693	74.09	0.649	14:42:53.290
6 -	34.937	80.0	23.711	97.2	58.648	74.14	0.604	14:43:51.938
7 -	34.680	79.8	23.742	97.6	58.422	74.43	0.378	14:44:50.360
8 -	34.680	80.1	23.686	97.8	58.366	74.50	0.322	14:45:48.726
9 -	34.628	79.7	23.621	97.6	58.249	74.65	0.205	14:46:46.975
10 -	34.657	80.3	23.663	98.1	58.320	74.56	0.276	14:47:45.295
11 -	34.551	81.0	23.645	98.5	58.196 (3)	74.72	0.152	14:48:43.491
12 -	34.631	80.7	24.087	98.3	58.718	74.05	0.674	14:49:42.209
13 -	34.800	80.4	23.828	98.1	58.628	74.17	0.584	14:50:40.837
14 -	34.673	79.9	23.649	97.3	58.322	74.56	0.278	14:51:39.159
15 -	34.491	80.7	23.559	98.3	58.050 (2)	74.91	0.006	14:52:37.209
16 -	34.662	79.9	23.833	98.2	58.495	74.34	0.451	14:53:35.704

Weather / Track : Cloudy / Dry

Brands Hatch Indy
Circuit Length = 1.2079 miles
Start: 14:37 Flag 14:52 End: 14:53

2017 Simpson Race Products Ginetta Junior Championship

QUALIFYING - ROUND 1 - SECTOR ANALYSIS

SECTOR 1 = FL to I1, SECTOR 2 = I1 to FL, DIFF = Difference To Personal Best Lap, P = Crossed Finish Line in Pit Lane, D = Time Disallowed

P19 46		Jenson DINEEN (R)			JHR Developments			
IDEAL LAP TIME : 58.089		BEST LAP TIME : 58.243			DIFFERENCE : 0.154			
LAP	SECTOR 1	SECTOR 2		LAP TIME	MPH	DIFF	TIME OF DAY	
1 -	OUTLAP	79.2	23.969	98.6	1:03.463	68.52	5.220	14:39:03.205
2 -	35.560	81.0	23.615	99.2	59.175	73.48	0.932	14:40:02.380
3 -	34.905	80.8	23.567	99.7	58.472	74.37	0.229	14:41:00.852
4 -	35.140	81.0	23.775	98.6	58.915	73.81	0.672	14:41:59.767
5 -	51.482	44.2	26.975	95.7	1:18.457	55.42	20.214	14:43:18.224
6 -	34.778	81.3	23.570	99.7	58.348 (3)	74.52	0.105	14:44:16.572
7 -	34.522	81.8	24.025	99.5	58.547	74.27	0.304	14:45:15.119
8 -	34.946	76.5	23.768	99.4	58.714	74.06	0.471	14:46:13.833
9 -	34.966	80.7	23.653	99.5	58.619	74.18	0.376	14:47:12.452
10 -	47.333	68.6	24.236	99.7	1:11.569	60.76	13.326	14:48:24.021
11 -	34.928	80.5	23.609	99.5	58.537	74.28	0.294	14:49:22.558
12 -	34.628	81.5	23.654	99.2	58.282 D	74.61	0.039	14:50:20.840
13 -	34.770	80.4	23.570	99.5	58.340 (2)	74.53	0.097	14:51:19.180
14 -	34.816	79.7	23.698	99.5	58.514	74.31	0.271	14:52:17.694
15 -	34.621	82.0	23.622	99.5	58.243 (1)	74.66		14:53:15.937

P20 57		Keaton SAMRA (R)			Fox Motorsport			
IDEAL LAP TIME : 58.276		BEST LAP TIME : 58.365			DIFFERENCE : 0.089			
LAP	SECTOR 1	SECTOR 2		LAP TIME	MPH	DIFF	TIME OF DAY	
1 -	OUTLAP	78.0	24.219	96.5	1:03.717	68.24	5.352	14:39:01.864
2 -	35.300	78.8	23.857	96.8	59.157	73.50	0.792	14:40:01.021
3 -	35.121	78.4	23.746	97.1	58.867	73.87	0.502	14:40:59.888
4 -	35.048	78.7	23.706	96.8	58.754	74.01	0.389	14:41:58.642
5 -	44.737	32.3	30.757	93.7	1:15.494	57.60	17.129	14:43:14.136
6 -	36.493	79.0	23.963	98.3	1:00.456	71.93	2.091	14:44:14.592
7 -	34.857	79.4	25.328	96.6	1:00.185	72.25	1.820	14:45:14.777
8 -	35.144	78.4	23.827	97.8	58.971	73.74	0.606	14:46:13.748
9 -	34.863	78.9	23.687	97.1	58.550 (3)	74.27	0.185	14:47:12.298
10 -	34.923	78.7	23.741	96.8	58.664	74.12	0.299	14:48:10.962
11 -	39.520	42.7	28.000	83.2	1:07.520	64.40	9.155	14:49:18.482
12 -	37.087	80.1	23.779	97.8	1:00.866	71.44	2.501	14:50:19.348
13 -	35.360	79.7	23.710	97.9	59.070	73.61	0.705	14:51:18.418
14 -	34.713	79.7	23.652	98.1	58.365 (1)	74.50		14:52:16.783
15 -	34.812	79.8	23.563	98.8	58.375 (2)	74.49	0.010	14:53:15.158

2017 Simpson Race Products Ginetta Junior Championship

QUALIFYING - ROUND 1 - BEST SPEEDS

POS	INTERMEDIATE 1			INTERMEDIATE 2			FINISH LINE		
	NO	NAME	MPH	NO	NAME	MPH	NO	NAME	MPH
1	11	PRIAULX	82.8				11	PRIAULX	101.5
2	19	KING	82.7				21	CANNING (R)	101.0
3	27	McKENNA (R)	82.5				25	GRADY	101.0
4	23	GAMBLE	82.4				72	LUFF (R)	100.9
5	31	DIGBY	82.4				87	JEWISS (R)	100.6
6	25	GRADY	82.3				23	GAMBLE	100.4
7	33	HARPER	82.2				29	DYSON (R)	100.4
8	9	COLLARD	82.0				31	DIGBY	100.4
9	46	DINEEN (R)	82.0				27	McKENNA (R)	100.3
10	55	DEL SARTE (R)	81.9				9	COLLARD	100.1
11	20	WOOD	81.7				19	KING	100.1
12	29	DYSON (R)	81.7				55	DEL SARTE (R)	100.1
13	72	LUFF (R)	81.7				33	HARPER	100.0
14	54	SMALLEY (R)	81.5				20	WOOD	99.8
15	87	JEWISS (R)	81.5				46	DINEEN (R)	99.7
16	21	CANNING (R)	81.4				54	SMALLEY (R)	99.4
17	79	JOHNSON	81.1				12	BROWNING (R)	99.2
18	44	GREEN (R)	80.8				44	GREEN (R)	98.9
19	12	BROWNING (R)	80.4				57	SAMRA (R)	98.8
20	57	SAMRA (R)	80.1				79	JOHNSON	98.8

Weather / Track : Cloudy / Dry

Results can be found at www.tsl-timing.com

Brands Hatch Indy
Circuit Length = 1.2079 miles
Start: 14:37 Flag 14:52 End: 14:53

Printed - 14:55 Saturday, 01 April 2017

2017 Simpson Race Products Ginetta Junior Championship

QUALIFYING - ROUND 1 - BEST SECTORS

SECTOR 1			SECTOR 2			IDEAL / BEST COMPARISON						
POS	NO	NAME	TIME	NO	NAME	TIME	POS	NO	NAME	IDEAL	BEST	DIFF
									PERFECT LAP	56.745		
1	11	PRIAULX	33.718	11	PRIAULX	23.027	1	11	PRIAULX	56.745	56.845	0.100
2	23	GAMBLE	33.820	25	GRADY	23.207	2	23	GAMBLE	57.057	57.143	0.086
3	33	HARPER	33.840	23	GAMBLE	23.237	3	19	KING	57.149	57.167	0.018
4	29	DYSON (R)	33.853	19	KING	23.270	4	29	DYSON (R)	57.154	57.190	0.036
5	19	KING	33.879	87	JEWISS (R)	23.283	5	33	HARPER	57.189	57.249	0.060
6	27	McKENNA (R)	33.911	29	DYSON (R)	23.301	6	27	McKENNA (R)	57.285	57.346	0.061
7	31	DIGBY	33.986	55	DEL SARTE (R)	23.308	7	31	DIGBY	57.304	57.315	0.011
8	20	WOOD	34.009	31	DIGBY	23.318	8	25	GRADY	57.326	57.338	0.012
9	9	COLLARD	34.015	9	COLLARD	23.328	9	9	COLLARD	57.343	57.343	0.000
10	55	DEL SARTE (R)	34.084	20	WOOD	23.347	10	20	WOOD	57.356	57.372	0.016
11	25	GRADY	34.119	33	HARPER	23.349	11	55	DEL SARTE (R)	57.392	57.434	0.042
12	12	BROWNING (R)	34.165	27	McKENNA (R)	23.374	12	87	JEWISS (R)	57.513	57.513	0.000
13	72	LUFF (R)	34.191	21	CANNING (R)	23.393	13	72	LUFF (R)	57.591	57.709	0.118
14	87	JEWISS (R)	34.230	72	LUFF (R)	23.400	14	12	BROWNING (R)	57.656	57.851	0.195
15	54	SMALLEY (R)	34.232	54	SMALLEY (R)	23.437	15	54	SMALLEY (R)	57.669	57.669	0.000
16	44	GREEN (R)	34.289	44	GREEN (R)	23.462	16	21	CANNING (R)	57.704	57.738	0.034
17	21	CANNING (R)	34.311	12	BROWNING (R)	23.491	17	44	GREEN (R)	57.751	57.997	0.246
18	79	JOHNSON	34.479	79	JOHNSON	23.559	18	79	JOHNSON	58.038	58.044	0.006
19	46	DINEEN (R)	34.522	57	SAMRA (R)	23.563	19	46	DINEEN (R)	58.089	58.243	0.154
20	57	SAMRA (R)	34.713	46	DINEEN (R)	23.567	20	57	SAMRA (R)	58.276	58.365	0.089

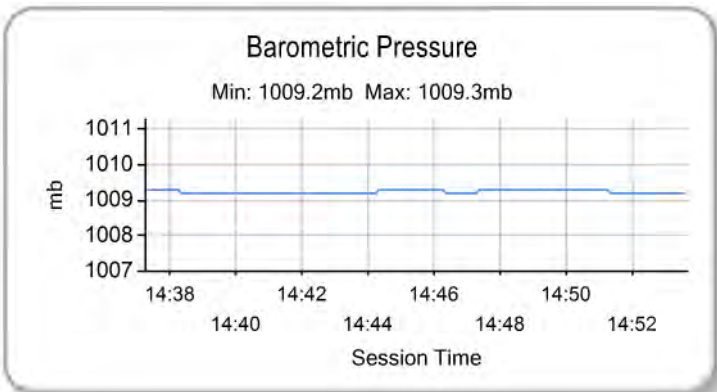
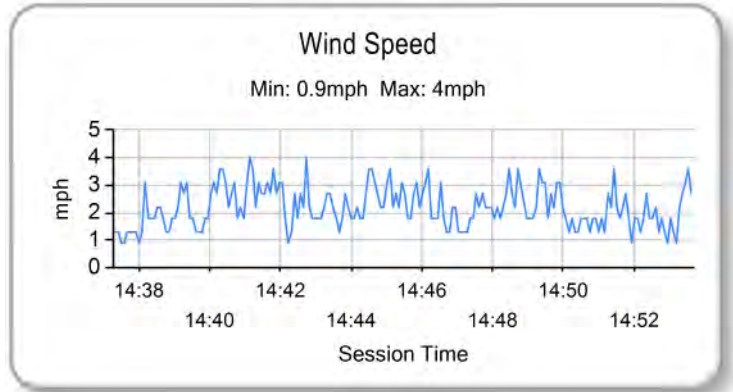
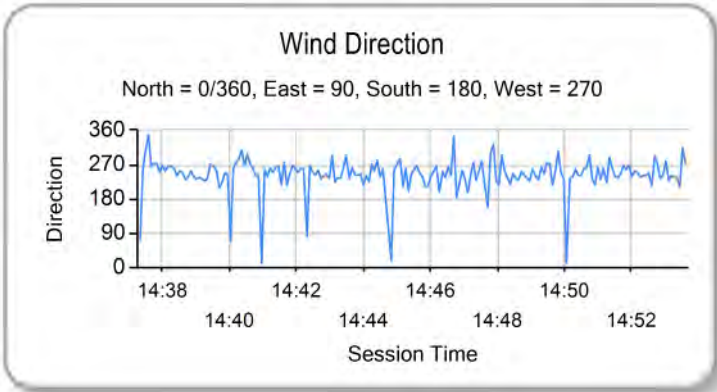
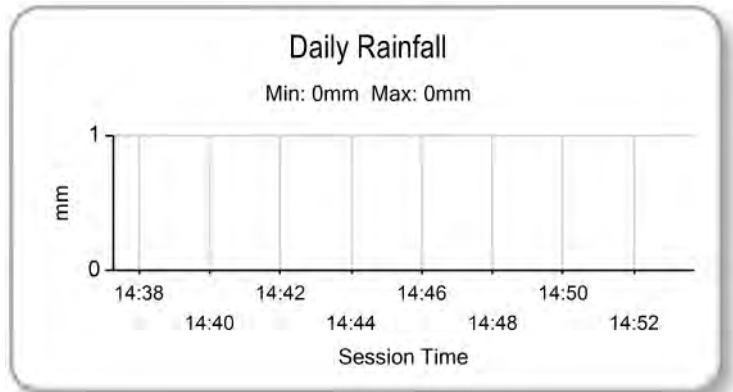
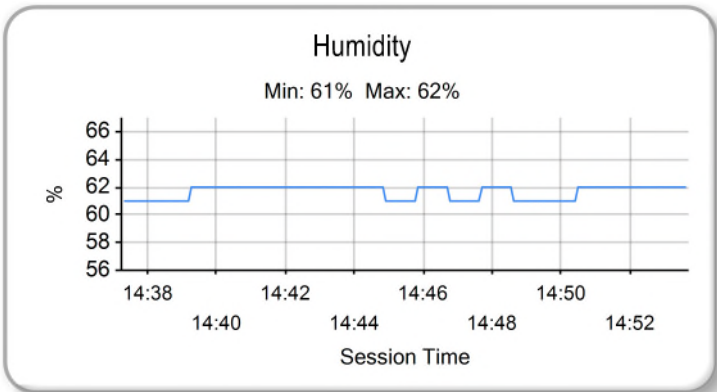
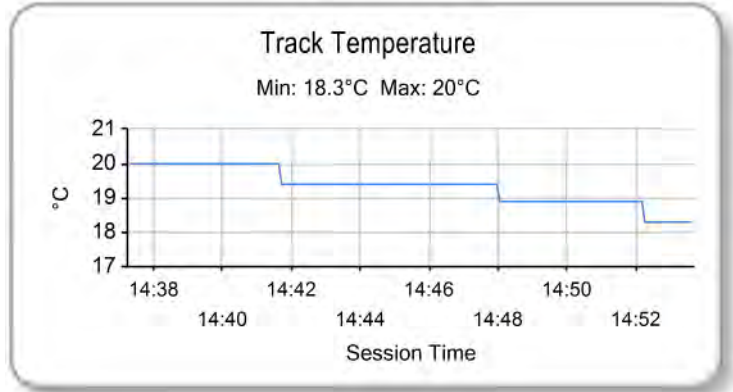
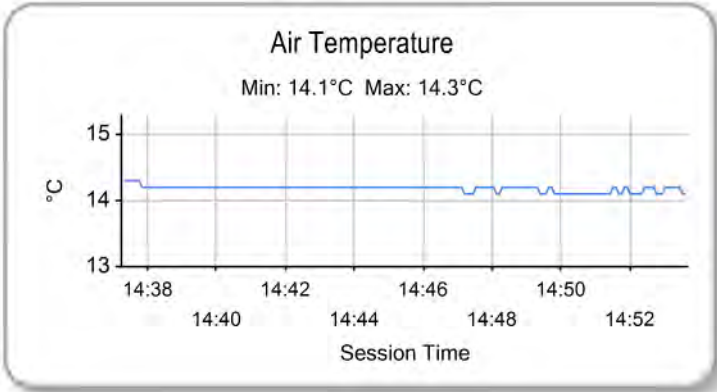
Weather / Track : Cloudy / Dry

Results can be found at www.tsl-timing.com

Brands Hatch Indy
 Circuit Length = 1.2079 miles
 Start: 14:37 Flag 14:52 End: 14:53

Printed - 14:55 Saturday, 01 April 2017

2017 Simpson Race Products Ginetta Junior Championship
QUALIFYING - ROUND 1 - WEATHER CONDITIONS



Weather / Track : Cloudy / Dry

Results can be found at www.tsl-timing.com

Brands Hatch Indy
 Circuit Length = 1.2079 miles
 Start: 14:37 Flag 14:52 End: 14:53

Printed - 14:55 Saturday, 01 April 2017

2017 Simpson Race Products Ginetta Junior Championship

ROUND 1 - GRID (20 minutes / 18 Laps)

ROW 10	19	58.243 46 Jenson DINEEN (R)	20	58.365 57 Keaton SAMRA (R)
ROW 9	17	57.997 44 Finley GREEN (R)	18	58.044 79 Greg JOHNSON
ROW 8	15	57.738 21 Tom CANNING (R)	16	57.851 12 Luke BROWNING (R)
ROW 7	13	57.669 54 Adam SMALLEY (R)	14	57.709 72 Matt LUFF (R)
ROW 6	11	57.434 55 Ruben DEL SARTE (R)	12	57.513 87 Kiern JEWISS (R)
ROW 5	9	57.346 27 Scott McKENNA (R)	10	57.372 20 Tom WOOD
ROW 4	7	57.338 25 Connor GRADY	8	57.343 9 Jordan COLLARD
ROW 3	5	57.249 33 Daniel HARPER	6	57.315 31 Charlie DIGBY
ROW 2	3	57.167 19 Harry KING	4	57.190 29 Harry DYSON (R)
ROW 1	1	56.845 11 Sebastian PRIAULX	2	57.143 23 Tom GAMBLE

Pole

Brands Hatch Indy
Circuit Length = 1.2079 miles

These results are provisional until the conclusion of any judicial and technical matters.

Clerk Of Course :	Timekeeper :
-------------------	--------------

Results can be found at www.tsl-timing.com

Printed - 14:56 Saturday, 01 April 2017



2017 Simpson Race Products Ginetta Junior Championship

ROUND 2 - GRID (20 minutes / 18 Laps)

ROW 10	19	58.340	46 Jenson DINEEN (R)	20	58.375	57 Keaton SAMRA (R)
ROW 9	17	57.998	44 Finley GREEN (R)	18	58.050	79 Greg JOHNSON
ROW 8	15	57.747	21 Tom CANNING (R)	16	57.855	12 Luke BROWNING (R)
ROW 7	13	57.724	54 Adam SMALLEY (R)	14	57.744	72 Matt LUFF (R)
ROW 6	11	57.551	9 Jordan COLLARD	12	57.597	87 Kiern JEWISS (R)
ROW 5	9	57.440	27 Scott McKENNA (R)	10	57.446	55 Ruben DEL SARTE (R)
ROW 4	7	57.384	25 Connor GRADY	8	57.435	20 Tom WOOD
ROW 3	5	57.371	19 Harry KING	6	57.376	31 Charlie DIGBY
ROW 2	3	57.221	29 Harry DYSON (R)	4	57.313	33 Daniel HARPER
ROW 1	1	56.869	11 Sebastian PRIAULX	2	57.202	23 Tom GAMBLE

Pole

Brands Hatch Indy
Circuit Length = 1.2079 miles

These results are provisional until the conclusion of any judicial and technical matters.

Clerk Of Course :	Timekeeper :
-------------------	--------------

Results can be found at www.tsl-timing.com

Printed - 14:57 Saturday, 01 April 2017



2017 Simpson Race Products Ginetta Junior Championship

ROUND 1 - CLASSIFICATION

POS	NO	NAME	NAT	ENTRY	LAPS	TIME	GAP	DIFF	MPH	BEST	ON
1	29	Harry DYSON (R)	GBR	JHR Developments	18	20:49.283			62.65	1:00.679	16
2	19	Harry KING	GBR	Elite Motorsport	18	20:50.282	0.999	0.999	62.60	1:01.248	16
3	20	Tom WOOD	GBR	HHC Motorsport	18	20:50.543	1.260	0.261	62.59	1:01.278	16
4	11	Sebastian PRIAULX	GBR	JHR Developments	18	20:51.625	2.342	1.082	62.53	1:00.968	16
5	25	Connor GRADY	GBR	Douglas Motorsport	18	20:54.679	5.396	3.054	62.38	1:01.980	16
6	54	Adam SMALLEY (R)	GBR	JHR Developments	18	20:55.949	6.666	1.270	62.32	1:02.406	16
7	31	Charlie DIGBY	GBR	HHC Motorsport	18	20:58.588	9.305	2.639	62.19	1:02.675	18
8	33	Daniel HARPER	GBR	Douglas Motorsport	18	20:59.859	10.576	1.271	62.12	1:01.993	16
9	72	Matt LUFF (R)	GBR	JHR Developments	18	21:00.186	10.903	0.327	62.11	1:03.341	18
10	55	Ruben DEL SARTE (R)	NED	HHC Motorsport	18	21:01.140	11.857	0.954	62.06	1:03.300	16
11	12	Luke BROWNING (R)	GBR	Richardson Racing	18	21:01.419	12.136	0.279	62.05	1:03.256	15
12	21	Tom CANNING (R)	GBR	Douglas Motorsport	18	21:01.641	12.358	0.222	62.04	1:03.458	15
13	46	Jenson DINEEN (R)	GBR	JHR Developments	18	21:04.747	15.464	3.106	61.88	1:03.919	17
14	9	Jordan COLLARD	GBR	HHC Motorsport	18	21:05.935	16.652	1.188	61.83	1:03.463	15
15	79	Greg JOHNSON	GBR	Elite Motorsport	18	21:06.464	17.181	0.529	61.80	1:03.796	16
16	44	Finley GREEN (R)	GBR	Fox Motorsport	18	21:07.275	17.992	0.811	61.76	1:03.483	16
17	57	Keaton SAMRA (R)	GBR	Fox Motorsport	18	21:08.608	19.325	1.333	61.70	1:04.045	16

NOT CLASSIFIED

DNF	23	Tom GAMBLE	GBR	JHR Developments	17	19:45.605	1 Lap	1 Lap	62.35	1:01.450	16
DNF	87	Kiern JEWISS (R)	GBR	Douglas Motorsport	10	11:15.783	8 Laps	7 Laps	64.34	1:03.650	6
DNF	27	Scott McKENNA (R)	GBR	HHC Motorsport	7	7:38.378	11 Laps	3 Laps	66.40	1:03.544	6

FASTEST LAP

29	Harry DYSON (R)	GBR	JHR Developments	16	1:00.679	71.66 mph	115.33 kph
----	-----------------	-----	------------------	----	----------	-----------	------------

Weather / Track : Cloudy / Damp

These results are provisional until the conclusion of any judicial and technical matters.

Brands Hatch Indy

Circuit Length = 1.2079 miles

Start: 17:17 Flag 17:37 End: 17:38

Clerk Of Course :	Timekeeper :
-------------------	--------------

Results can be found at www.tsl-timing.com

Printed - 17:39 Saturday, 01 April 2017



2017 Simpson Race Products Ginetta Junior Championship

ROUND 1 - SECTOR ANALYSIS

SECTOR 1 = FL to I1, SECTOR 2 = I1 to FL, DIFF = Difference To Personal Best Lap, P = Crossed Finish Line in Pit Lane, D = Time Disallowed

P1 29		Harry DYSON (R)			JHR Developments			
IDEAL LAP TIME : 1:00.679		BEST LAP TIME : 1:00.679			DIFFERENCE : 0.000			
LAP	SECTOR 1		SECTOR 2		LAP TIME	MPH	DIFF	TIME OF DAY
1 -		72.7	27.641	96.6	1:15.167	57.85	14.488	17:18:24.892
2 -	38.447	77.5	26.358	98.1	1:04.805	67.10	4.126	17:19:29.697
3 -	38.423	76.8	26.118	97.9	1:04.541	67.37	3.862	17:20:34.238
4 -	38.075	76.7	26.033	97.1	1:04.108	67.83	3.429	17:21:38.346
5 -	37.898	75.4	26.114	96.9	1:04.012	67.93	3.333	17:22:42.358
6 -	37.205	75.9	25.524	98.2	1:02.729	69.32	2.050	17:23:45.087
7 -	37.071	76.8	25.919	95.5	1:02.990	69.03	2.311	17:24:48.077
8 -	37.768	76.9	25.658	96.9	1:03.426	68.56	2.747	17:25:51.503
9 -	36.858	76.3	26.655	81.3	1:03.513	68.46	2.834	17:26:55.016
10 -	44.170	55.2	43.903	51.2	1:28.073	49.37	27.394	17:28:23.089
11 -	55.331	52.9	29.174	98.9	1:24.505	51.45	23.826	17:29:47.594
12 -	37.122	74.8	35.737	69.0	1:12.859	59.68	12.180	17:31:00.453
13 -	46.814	52.1	40.148	57.8	1:26.962	50.00	26.283	17:32:27.415
14 -	51.772	49.6	33.242	95.8	1:25.014	51.15	24.335	17:33:52.429
15 -	36.242	78.6	25.046	98.2	1:01.288 (2)	70.95	0.609	17:34:53.717
16 -	35.682	79.5	24.997	98.8	1:00.679 (1)	71.66		17:35:54.396
17 -	36.581	76.2	25.467	97.8	1:02.048 (3)	70.08	1.369	17:36:56.444
18 -	36.088	78.3	26.476	93.2	1:02.564	69.50	1.885	17:37:59.008

P2 19		Harry KING			Elite Motorsport			
IDEAL LAP TIME : 1:01.143		BEST LAP TIME : 1:01.248			DIFFERENCE : 0.105			
LAP	SECTOR 1		SECTOR 2		LAP TIME	MPH	DIFF	TIME OF DAY
1 -		77.1	26.390	97.1	1:12.084	60.32	10.836	17:18:21.809
2 -	38.222	77.4	26.047	96.9	1:04.269	67.66	3.021	17:19:26.078
3 -	38.616	77.6	26.268	96.4	1:04.884	67.02	3.636	17:20:30.962
4 -	38.181	76.9	26.136	97.6	1:04.317	67.61	3.069	17:21:35.279
5 -	38.076	76.9	26.138	95.7	1:04.214	67.72	2.966	17:22:39.493
6 -	38.186	77.4	25.825	97.5	1:04.011	67.93	2.763	17:23:43.504
7 -	37.831	76.8	25.742	97.3	1:03.573	68.40	2.325	17:24:47.077
8 -	37.298	77.2	25.645	97.1	1:02.943	69.08	1.695	17:25:50.020
9 -	37.513	76.0	26.800	85.3	1:04.313	67.61	3.065	17:26:54.333
10 -	44.263	62.8	43.941	51.3	1:28.204	49.30	26.956	17:28:22.537
11 -	55.602	51.7	29.247	98.2	1:24.849	51.25	23.601	17:29:47.386
12 -	37.186	74.3	35.200	71.6	1:12.386	60.07	11.138	17:30:59.772
13 -	46.952	52.8	40.140	54.5	1:27.092	49.93	25.844	17:32:26.864
14 -	51.938	49.6	32.473	96.5	1:24.411	51.51	23.163	17:33:51.275
15 -	36.237	79.7	25.234	98.8	1:01.471 (2)	70.74	0.223	17:34:52.746
16 -	35.909	79.8	25.339	97.3	1:01.248 (1)	70.99		17:35:53.994
17 -	37.087	75.7	25.511	98.6	1:02.598 (3)	69.46	1.350	17:36:56.592
18 -	36.161	79.7	27.254	90.5	1:03.415	68.57	2.167	17:38:00.007

P3 20		Tom WOOD			HHC Motorsport			
IDEAL LAP TIME : 1:01.107		BEST LAP TIME : 1:01.278			DIFFERENCE : 0.171			
LAP	SECTOR 1		SECTOR 2		LAP TIME	MPH	DIFF	TIME OF DAY
1 -		76.0	27.166	96.5	1:14.722	58.19	13.444	17:18:24.447
2 -	38.699	77.4	26.290	96.4	1:04.989	66.91	3.711	17:19:29.436
3 -	38.227	77.4	25.969	98.3	1:04.196	67.73	2.918	17:20:33.632
4 -	38.203	77.7	26.299	96.6	1:04.502	67.41	3.224	17:21:38.134
5 -	38.247	77.4	26.242	97.1	1:04.489	67.43	3.211	17:22:42.623
6 -	37.409	77.7	25.998	96.5	1:03.407	68.58	2.129	17:23:46.030
7 -	37.944	76.7	25.961	96.1	1:03.905	68.04	2.627	17:24:49.935
8 -	37.628	77.9	26.041	95.1	1:03.669	68.30	2.391	17:25:53.604
9 -	37.622	77.4	25.750	96.1	1:03.372	68.62	2.094	17:26:56.976
10 -	42.840	53.0	43.670	50.6	1:26.510	50.26	25.232	17:28:23.486
11 -	55.360	52.6	29.261	97.6	1:24.621	51.38	23.343	17:29:48.107
12 -	36.827	72.0	36.072	69.8	1:12.899	59.65	11.621	17:31:01.006
13 -	46.851	54.2	40.292	55.7	1:27.143	49.90	25.865	17:32:28.149
14 -	51.437	46.5	33.038	94.9	1:24.475	51.47	23.197	17:33:52.624

Weather / Track : Cloudy / Damp

Brands Hatch Indy

Circuit Length = 1.2079 miles

Start: 17:17 Flag 17:37 End: 17:38

2017 Simpson Race Products Ginetta Junior Championship

ROUND 1 - SECTOR ANALYSIS

SECTOR 1 = FL to I1, SECTOR 2 = I1 to FL, DIFF = Difference To Personal Best Lap, P = Crossed Finish Line in Pit Lane, D = Time Disallowed

15 -	36.520	79.2	25.116	98.2	1:01.636 (3)	70.55	0.358	17:34:54.260
16 -	35.991	79.1	25.287	97.5	1:01.278 (1)	70.96		17:35:55.538
17 -	36.289	79.2	25.335	97.6	1:01.624 (2)	70.56	0.346	17:36:57.162
18 -	36.253	79.3	26.853	92.5	1:03.106	68.90	1.828	17:38:00.268

P4		11		Sebastian PRIAULX		JHR Developments		
IDEAL LAP TIME : 1:00.920		BEST LAP TIME : 1:00.968		DIFFERENCE : 0.048				
LAP	SECTOR 1		SECTOR 2		LAP TIME	MPH	DIFF	TIME OF DAY
1 -		76.7	26.212	96.9	1:11.129	61.13	10.161	17:18:20.854
2 -	38.257	77.4	26.099	97.8	1:04.356	67.57	3.388	17:19:25.210
3 -	39.293	77.3	25.924	99.5	1:05.217	66.67	4.249	17:20:30.427
4 -	38.571	77.5	25.836	99.1	1:04.407	67.51	3.439	17:21:34.834
5 -	37.751	78.0	25.731	99.5	1:03.482	68.50	2.514	17:22:38.316
6 -	37.909	77.4	25.775	99.5	1:03.684	68.28	2.716	17:23:42.000
7 -	37.673	78.1	25.488	99.5	1:03.161	68.84	2.193	17:24:45.161
8 -	37.771	77.1	25.282	99.5	1:03.053	68.96	2.085	17:25:48.214
9 -	36.975	78.2	27.418	75.2	1:04.393	67.53	3.425	17:26:52.607
10 -	44.320	54.5	44.567	49.6	1:28.887	48.92	27.919	17:28:21.494
11 -	55.854	46.7	29.160	99.8	1:25.014	51.15	24.046	17:29:46.508
12 -	37.152	69.6	33.859	74.6	1:11.011	61.23	10.043	17:30:57.519
13 -	48.355	52.9	40.134	51.3	1:28.489	49.14	27.521	17:32:26.008
14 -	51.989	49.3	32.355	95.3	1:24.344	51.55	23.376	17:33:50.352
15 -	36.745	79.7	25.321	99.2	1:02.066 (2)	70.06	1.098	17:34:52.418
16 -	35.771	80.0	25.197	99.7	1:00.968 (1)	71.32		17:35:53.386
17 -	36.562	79.7	25.712	99.4	1:02.274 (3)	69.83	1.306	17:36:55.660
18 -	35.723	79.7	29.967	81.8	1:05.690	66.19	4.722	17:38:01.350

P5		25		Connor GRADY		Douglas Motorsport		
IDEAL LAP TIME : 1:01.980		BEST LAP TIME : 1:01.980		DIFFERENCE : 0.000				
LAP	SECTOR 1		SECTOR 2		LAP TIME	MPH	DIFF	TIME OF DAY
1 -		75.4	26.504	96.5	1:13.456	59.19	11.476	17:18:23.181
2 -	39.358	76.1	26.206	98.5	1:05.564	66.32	3.584	17:19:28.745
3 -	38.455	77.5	26.176	97.9	1:04.631	67.28	2.651	17:20:33.376
4 -	38.208	77.2	26.732	95.8	1:04.940	66.96	2.960	17:21:38.316
5 -	38.542	77.3	25.987	98.6	1:04.529	67.38	2.549	17:22:42.845
6 -	38.063	77.6	25.857	97.9	1:03.920	68.03	1.940	17:23:46.765
7 -	38.545	77.4	25.987	98.3	1:04.532	67.38	2.552	17:24:51.297
8 -	37.833	77.6	25.999	97.9	1:03.832	68.12	1.852	17:25:55.129
9 -	37.347	78.3	26.651	92.9	1:03.998	67.94	2.018	17:26:59.127
10 -	41.992	51.8	43.965	49.3	1:25.957	50.59	23.977	17:28:25.084
11 -	54.815	55.5	29.007	98.2	1:23.822	51.87	21.842	17:29:48.906
12 -	38.727	74.8	35.378	61.1	1:14.105	58.68	12.125	17:31:03.011
13 -	46.195	55.0	40.101	52.9	1:26.296	50.39	24.316	17:32:29.307
14 -	51.154	50.9	32.868	97.3	1:24.022	51.75	22.042	17:33:53.329
15 -	37.201	77.4	26.367	96.6	1:03.568	68.40	1.588	17:34:56.897
16 -	36.454	79.2	25.526	98.1	1:01.980 (1)	70.16		17:35:58.877
17 -	36.762	78.2	25.711	97.5	1:02.473 (2)	69.60	0.493	17:37:01.350
18 -	36.925	78.4	26.129	97.2	1:03.054 (3)	68.96	1.074	17:38:04.404

P6		54		Adam SMALLEY (R)		JHR Developments		
IDEAL LAP TIME : 1:02.246		BEST LAP TIME : 1:02.406		DIFFERENCE : 0.160				
LAP	SECTOR 1		SECTOR 2		LAP TIME	MPH	DIFF	TIME OF DAY
1 -		75.8	27.621	92.9	1:16.088	57.15	13.682	17:18:25.813
2 -	39.569	76.2	26.180	97.2	1:05.749	66.13	3.343	17:19:31.562
3 -	39.180	75.4	26.493	96.8	1:05.673	66.21	3.267	17:20:37.235
4 -	38.626	76.0	26.122	96.4	1:04.748	67.16	2.342	17:21:41.983
5 -	38.723	75.1	26.120	96.2	1:04.843	67.06	2.437	17:22:46.826
6 -	38.310	76.1	26.010	96.9	1:04.320	67.60	1.914	17:23:51.146
7 -	38.141	76.5	25.978	97.1	1:04.119	67.82	1.713	17:24:55.265
8 -	37.859	76.9	25.985	96.6	1:03.844	68.11	1.438	17:25:59.109
9 -	37.558	77.1	26.774	92.6	1:04.332	67.59	1.926	17:27:03.441
10 -	39.549	48.5	43.491	45.8	1:23.040	52.36	20.634	17:28:26.481

Weather / Track : Cloudy / Damp

Brands Hatch Indy
Circuit Length = 1.2079 miles
Start: 17:17 Flag 17:37 End: 17:38

2017 Simpson Race Products Ginetta Junior Championship

ROUND 1 - SECTOR ANALYSIS

SECTOR 1 = FL to I1, SECTOR 2 = I1 to FL, DIFF = Difference To Personal Best Lap, P = Crossed Finish Line in Pit Lane, D = Time Disallowed

11 -	54.870	56.6	29.472	95.1	1:24.342	51.55	21.936	17:29:50.823
12 -	38.015	75.2	35.335	59.2	1:13.350	59.28	10.944	17:31:04.173
13 -	46.196	56.9	39.649	55.0	1:25.845	50.65	23.439	17:32:30.018
14 -	51.215	50.6	33.137	96.5	1:24.352	51.55	21.946	17:33:54.370
15 -	37.171	77.6	25.899	96.4	1:03.070 (3)	68.94	0.664	17:34:57.440
16 -	36.991	77.2	25.415	97.2	1:02.406 (1)	69.68		17:35:59.846
17 -	36.964	78.0	25.602	96.9	1:02.566 (2)	69.50	0.160	17:37:02.412
18 -	36.831	78.3	26.431	96.1	1:03.262	68.73	0.856	17:38:05.674

P7 31		Charlie DIGBY			HHC Motorsport			
IDEAL LAP TIME : 1:02.468		BEST LAP TIME : 1:02.675			DIFFERENCE : 0.207			
LAP	SECTOR 1	SECTOR 2		LAP TIME	MPH	DIFF	TIME OF DAY	
1 -		74.2	27.002	97.5	1:14.145	58.64	11.470	17:18:23.870
2 -	39.030	76.6	26.359	97.6	1:05.389	66.50	2.714	17:19:29.259
3 -	39.143	77.0	26.184	98.6	1:05.327	66.56	2.652	17:20:34.586
4 -	38.191	77.4	26.055	98.5	1:04.246	67.68	1.571	17:21:38.832
5 -	38.556	77.4	26.018	98.6	1:04.574	67.34	1.899	17:22:43.406
6 -	37.824	78.3	25.841	99.4	1:03.665 (3)	68.30	0.990	17:23:47.071
7 -	37.825	77.4	25.745	98.5	1:03.570 (2)	68.40	0.895	17:24:50.641
8 -	37.909	77.6	25.802	97.9	1:03.711	68.25	1.036	17:25:54.352
9 -	37.555	77.4	26.445	96.1	1:04.000	67.94	1.325	17:26:58.352
10 -	42.123	52.3	43.702	49.7	1:25.825	50.66	23.150	17:28:24.177
11 -	55.325	50.5	29.162	99.4	1:24.487	51.47	21.812	17:29:48.664
12 -	38.409	74.8	34.995	67.0	1:13.404	59.24	10.729	17:31:02.068
13 -	46.528	53.8	39.989	53.6	1:26.517	50.26	23.842	17:32:28.585
14 -	51.414	48.6	33.100	97.9	1:24.514	51.45	21.839	17:33:53.099
15 -	37.201	77.6	26.910	96.6	1:04.111	67.82	1.436	17:34:57.210
16 -	38.251	78.3	25.701	99.2	1:03.952	67.99	1.277	17:36:01.162
17 -	38.313	77.2	26.163	97.6	1:04.476	67.44	1.801	17:37:05.638
18 -	36.767	78.2	25.908	97.3	1:02.675 (1)	69.38		17:38:08.313

P8 33		Daniel HARPER			Douglas Motorsport			
IDEAL LAP TIME : 1:01.833		BEST LAP TIME : 1:01.993			DIFFERENCE : 0.160			
LAP	SECTOR 1	SECTOR 2		LAP TIME	MPH	DIFF	TIME OF DAY	
1 -		75.9	26.142	97.3	1:12.419	60.04	10.426	17:18:22.144
2 -	38.266	76.6	26.057	97.3	1:04.323	67.60	2.330	17:19:26.467
3 -	38.565	77.0	26.271	97.3	1:04.836	67.07	2.843	17:20:31.303
4 -	38.140	76.6	26.081	97.8	1:04.221	67.71	2.228	17:21:35.524
5 -	38.062	76.7	25.987	96.4	1:04.049	67.89	2.056	17:22:39.573
6 -	37.844	76.9	25.555	96.9	1:03.399	68.59	1.406	17:23:42.972
7 -	37.263	77.4	25.673	97.6	1:02.936	69.09	0.943	17:24:45.908
8 -	37.167	77.6	25.723	97.9	1:02.890	69.14	0.897	17:25:48.798
9 -	36.858	77.9	27.505	73.9	1:04.363	67.56	2.370	17:26:53.161
10 -	44.430	55.5	44.638	50.0	1:29.068	48.82	27.075	17:28:22.229
11 -	55.495	47.8	29.201	98.6	1:24.696	51.34	22.703	17:29:46.925
12 -	37.009	70.2	35.086	75.4	1:12.095	60.31	10.102	17:30:59.020
13 -	47.362	52.8	40.013	51.2	1:27.375	49.76	25.382	17:32:26.395
14 -	52.171	48.4	40.486	90.8	1:32.657	46.93	30.664	17:33:59.052
15 -	36.699	78.5	25.625	97.8	1:02.324 (2)	69.77	0.331	17:35:01.376
16 -	36.682	78.8	25.311	98.5	1:01.993 (1)	70.14		17:36:03.369
17 -	37.193	78.9	26.218	97.1	1:03.411	68.57	1.418	17:37:06.780
18 -	36.522	77.3	26.282	95.1	1:02.804 (3)	69.24	0.811	17:38:09.584

P9 72		Matt LUFF (R)			JHR Developments			
IDEAL LAP TIME : 1:02.820		BEST LAP TIME : 1:03.341			DIFFERENCE : 0.521			
LAP	SECTOR 1	SECTOR 2		LAP TIME	MPH	DIFF	TIME OF DAY	
1 -		74.1	27.764	95.8	1:17.347	56.22	14.006	17:18:27.072
2 -	39.826	75.3	26.841	97.1	1:06.667	65.22	3.326	17:19:33.739
3 -	39.425	75.5	26.322	97.2	1:05.747	66.14	2.406	17:20:39.486
4 -	38.848	75.7	26.221	97.2	1:05.069	66.83	1.728	17:21:44.555
5 -	38.369	76.9	26.110	96.6	1:04.479	67.44	1.138	17:22:49.034
6 -	38.603	76.4	26.030	96.9	1:04.633	67.28	1.292	17:23:53.667

Weather / Track : Cloudy / Damp

Brands Hatch Indy
Circuit Length = 1.2079 miles
Start: 17:17 Flag 17:37 End: 17:38

2017 Simpson Race Products Ginetta Junior Championship

ROUND 1 - SECTOR ANALYSIS

SECTOR 1 = FL to I1, SECTOR 2 = I1 to FL, DIFF = Difference To Personal Best Lap, P = Crossed Finish Line in Pit Lane, D = Time Disallowed

7 -	38.014	77.0	25.943	97.5	1:03.957	67.99	0.616	17:24:57.624
8 -	37.875	76.0	25.877	96.9	1:03.752 (3)	68.21	0.411	17:26:01.376
9 -	37.604	76.9	25.911	90.0	1:03.515 (2)	68.46	0.174	17:27:04.891
10 -	39.805	59.2	43.157	51.2	1:22.962	52.41	19.621	17:28:27.853
11 -	55.468	59.3	28.230	96.5	1:23.698	51.95	20.357	17:29:51.551
12 -	37.914	72.5	35.262	54.5	1:13.176	59.42	9.835	17:31:04.727
13 -	46.181	56.1	39.662	56.2	1:25.843	50.65	22.502	17:32:30.570
14 -	51.257	47.3	32.765	97.9	1:24.022	51.75	20.681	17:33:54.592
15 -	38.012	75.8	25.835	97.6	1:03.847	68.10	0.506	17:34:58.439
16 -	37.905	74.4	26.029	98.1	1:03.934	68.01	0.593	17:36:02.373
17 -	37.759	77.4	26.438	97.1	1:04.197	67.73	0.856	17:37:06.570
18 -	36.985	79.3	26.356	97.2	1:03.341 (1)	68.65		17:38:09.911

P10 55		Ruben DEL SARTÉ (R)			HHC Motorsport			
IDEAL LAP TIME : 1:03.140		BEST LAP TIME : 1:03.300			DIFFERENCE : 0.160			
LAP	SECTOR 1		SECTOR 2		LAP TIME	MPH	DIFF	TIME OF DAY
1 -		75.3	41.577	94.6	1:29.667	48.49	26.367	17:18:39.392
2 -	39.041	76.6	26.370	96.6	1:05.411	66.48	2.111	17:19:44.803
3 -	38.846	76.7	26.598	96.5	1:05.444	66.44	2.144	17:20:50.247
4 -	38.966	76.4	26.206	97.1	1:05.172	66.72	1.872	17:21:55.419
5 -	38.337	76.8	26.091	97.2	1:04.428	67.49	1.128	17:22:59.847
6 -	38.152	77.4	25.748	98.1	1:03.900	68.05	0.600	17:24:03.747
7 -	38.696	77.7	26.433	98.1	1:05.129	66.76	1.829	17:25:08.876
8 -	38.582	76.5	26.024	97.6	1:04.606	67.30	1.306	17:26:13.482
9 -	38.104	77.1	26.107	98.1	1:04.211	67.72	0.911	17:27:17.693
10 -	38.412	76.4	34.704	61.5	1:13.116	59.47	9.816	17:28:30.809
11 -	55.243	56.1	26.677	99.4	1:21.920	53.08	18.620	17:29:52.729
12 -	39.780	75.1	34.451	53.3	1:14.231	58.58	10.931	17:31:06.960
13 -	46.711	46.4	39.677	64.7	1:26.388	50.33	23.088	17:32:33.348
14 -	50.431	52.3	32.473	98.6	1:22.904	52.45	19.604	17:33:56.252
15 -	37.392	78.2	26.053	99.4	1:03.445 (2)	68.54	0.145	17:34:59.697
16 -	37.507	78.2	25.793	99.5	1:03.300 (1)	68.69		17:36:02.997
17 -	37.755	78.4	26.438	96.6	1:04.193	67.74	0.893	17:37:07.190
18 -	37.496	79.0	26.179	97.1	1:03.675 (3)	68.29	0.375	17:38:10.865

P11 12		Luke BROWNING (R)			Richardson Racing			
IDEAL LAP TIME : 1:03.029		BEST LAP TIME : 1:03.256			DIFFERENCE : 0.227			
LAP	SECTOR 1		SECTOR 2		LAP TIME	MPH	DIFF	TIME OF DAY
1 -		73.8	28.179	94.7	1:17.445	56.15	14.189	17:18:27.170
2 -	40.289	75.3	27.066	96.0	1:07.355	64.56	4.099	17:19:34.525
3 -	39.660	74.0	26.792	95.7	1:06.452	65.43	3.196	17:20:40.977
4 -	39.579	72.0	26.982	94.9	1:06.561	65.33	3.305	17:21:47.538
5 -	38.612	75.0	27.157	95.4	1:05.769	66.11	2.513	17:22:53.307
6 -	38.643	75.4	26.494	95.0	1:05.137	66.76	1.881	17:23:58.444
7 -	38.255	75.5	25.845	95.7	1:04.100	67.84	0.844	17:25:02.544
8 -	37.972	75.5	26.047	95.4	1:04.019	67.92	0.763	17:26:06.563
9 -	38.270	71.5	26.828	94.3	1:05.098	66.80	1.842	17:27:11.661
10 -	38.451	73.3	39.369	61.7	1:17.820	55.88	14.564	17:28:29.481
11 -	55.340	56.4	27.399	95.7	1:22.739	52.55	19.483	17:29:52.220
12 -	38.640	71.2	35.315	56.6	1:13.955	58.80	10.699	17:31:06.175
13 -	46.378	47.3	39.586	63.6	1:25.964	50.58	22.708	17:32:32.139
14 -	50.544	53.7	32.905	96.4	1:23.449	52.11	20.193	17:33:55.588
15 -	37.348	75.6	25.908	97.3	1:03.256 (1)	68.74		17:34:58.844
16 -	38.007	77.7	25.852	97.2	1:03.859 (2)	68.09	0.603	17:36:02.703
17 -	37.812	75.0	26.739	94.9	1:04.551	67.36	1.295	17:37:07.254
18 -	37.184	78.0	26.706	96.5	1:03.890 (3)	68.06	0.634	17:38:11.144

P12 21		Tom CANNING (R)			Douglas Motorsport			
IDEAL LAP TIME : 1:02.950		BEST LAP TIME : 1:03.458			DIFFERENCE : 0.508			
LAP	SECTOR 1		SECTOR 2		LAP TIME	MPH	DIFF	TIME OF DAY
1 -		73.0	27.529	96.9	1:16.535	56.81	13.077	17:18:26.260
2 -	39.896	75.7	26.847	96.1	1:06.743	65.15	3.285	17:19:33.003

Weather / Track : Cloudy / Damp

Brands Hatch Indy
Circuit Length = 1.2079 miles
Start: 17:17 Flag 17:37 End: 17:38

2017 Simpson Race Products Ginetta Junior Championship

ROUND 1 - SECTOR ANALYSIS

SECTOR 1 = FL to I1, SECTOR 2 = I1 to FL, DIFF = Difference To Personal Best Lap, P = Crossed Finish Line in Pit Lane, D = Time Disallowed

3 -	39.043	75.4	26.254	97.6	1:05.297	66.59	1.839	17:20:38.300
4 -	39.037	75.0	26.040	97.2	1:05.077	66.82	1.619	17:21:43.377
5 -	38.090	76.5	26.124	97.5	1:04.214	67.72	0.756	17:22:47.591
6 -	38.272	75.9	25.835	97.6	1:04.107	67.83	0.649	17:23:51.698
7 -	37.888	77.0	26.189	97.8	1:04.077	67.86	0.619	17:24:55.775
8 -	37.899	76.9	25.809	97.9	1:03.708 (3)	68.25	0.250	17:25:59.483
9 -	37.661	76.7	26.920	91.4	1:04.581	67.33	1.123	17:27:04.064
10 -	39.657	58.4	43.450	48.2	1:23.107	52.32	19.649	17:28:27.171
11 -	54.865	61.9	29.589	93.2	1:24.454	51.49	20.996	17:29:51.625
12 -	39.677	72.0	35.360	54.1	1:15.037	57.95	11.579	17:31:06.662
13 -	46.713	46.8	39.610	64.8	1:26.323	50.37	22.865	17:32:32.985
14 -	50.475	54.0	32.515	96.5	1:22.990	52.39	19.532	17:33:55.975
15 -	37.562	76.9	25.896	97.6	1:03.458 (1)	68.52		17:34:59.433
16 -	37.548	76.0	25.994	98.9	1:03.542 (2)	68.43	0.084	17:36:02.975
17 -	37.408	75.8	26.645	98.2	1:04.053	67.89	0.595	17:37:07.028
18 -	37.141	77.5	27.197	95.3	1:04.338	67.58	0.880	17:38:11.366

P13 46		Jenson DINEEN (R)			JHR Developments			
IDEAL LAP TIME : 1:03.588		BEST LAP TIME : 1:03.919			DIFFERENCE : 0.331			
LAP	SECTOR 1	SECTOR 2	LAP TIME	MPH	DIFF	TIME OF DAY		
1 -		75.3	27.531	96.0	1:20.064	54.31	16.145	17:18:29.789
2 -	40.714	76.1	27.003	96.6	1:07.717	64.21	3.798	17:19:37.506
3 -	39.780	77.0	26.908	94.3	1:06.688	65.20	2.769	17:20:44.194
4 -	39.551	76.2	26.971	97.5	1:06.522	65.37	2.603	17:21:50.716
5 -	39.866	75.8	26.412	97.5	1:06.278	65.61	2.359	17:22:56.994
6 -	39.005	76.5	26.603	95.4	1:05.608	66.28	1.689	17:24:02.602
7 -	39.665	76.2	26.509	96.5	1:06.174	65.71	2.255	17:25:08.776
8 -	39.057	77.2	26.836	96.5	1:05.893	65.99	1.974	17:26:14.669
9 -	39.029	76.3	26.989	96.1	1:06.018	65.86	2.099	17:27:20.687
10 -	38.731	77.2	32.033	64.5	1:10.764	61.45	6.845	17:28:31.451
11 -	55.172	55.8	27.038	96.8	1:22.210	52.89	18.291	17:29:53.661
12 -	39.952	74.6	34.488	52.5	1:14.440	58.41	10.521	17:31:08.101
13 -	46.365	42.3	40.198	60.2	1:26.563	50.23	22.644	17:32:34.664
14 -	49.913	57.0	33.453	96.0	1:23.366	52.16	19.447	17:33:58.030
15 -	38.114	77.3	26.461	97.8	1:04.575	67.34	0.656	17:35:02.605
16 -	37.651	78.7	26.286	97.5	1:03.937 (2)	68.01	0.018	17:36:06.542
17 -	37.339	77.3	26.580	96.4	1:03.919 (1)	68.03		17:37:10.461
18 -	37.302	78.6	26.709	96.4	1:04.011 (3)	67.93	0.092	17:38:14.472

P14 9		Jordan COLLARD			HHC Motorsport			
IDEAL LAP TIME : 1:03.389		BEST LAP TIME : 1:03.463			DIFFERENCE : 0.074			
LAP	SECTOR 1	SECTOR 2	LAP TIME	MPH	DIFF	TIME OF DAY		
1 -		74.7	33.089	95.8	1:20.472	54.03	17.009	17:18:30.197
2 -	39.407	76.2	26.587	97.3	1:05.994	65.89	2.531	17:19:36.191
3 -	39.484	75.4	26.558	97.1	1:06.042	65.84	2.579	17:20:42.233
4 -	38.562	75.7	26.894	95.4	1:05.456	66.43	1.993	17:21:47.689
5 -	38.707	76.9	26.705	96.1	1:05.412	66.48	1.949	17:22:53.101
6 -	38.040	77.9	26.268	96.0	1:04.308	67.62	0.845	17:23:57.409
7 -	37.977	78.0	26.219	96.1	1:04.196	67.73	0.733	17:25:01.605
8 -	37.905	77.9	26.128	96.1	1:04.033 (3)	67.91	0.570	17:26:05.638
9 -	37.680	77.4	27.127	95.4	1:04.807	67.10	1.344	17:27:10.445
10 -	38.685	76.1	39.404	57.1	1:18.089	55.68	14.626	17:28:28.534
11 -	55.282	58.5	27.983	97.9	1:23.265	52.22	19.802	17:29:51.799
12 -	38.376	74.8	35.162	64.2	1:13.538	59.13	10.075	17:31:05.337
13 -	46.301	51.5	39.518	62.7	1:25.819	50.67	22.356	17:32:31.156
14 -	50.810	47.8	32.962	97.8	1:23.772	51.90	20.309	17:33:54.928
15 -	37.547	77.5	25.916	97.5	1:03.463 (1)	68.52		17:34:58.391
16 -	37.765	78.6	25.842	97.6	1:03.607 (2)	68.36	0.144	17:36:01.998
17 -	37.690	76.7	31.163	83.6	1:08.853	63.15	5.390	17:37:10.851
18 -	38.483	78.0	26.326	96.6	1:04.809	67.09	1.346	17:38:15.660

Weather / Track : Cloudy / Damp

Brands Hatch Indy
Circuit Length = 1.2079 miles
Start: 17:17 Flag 17:37 End: 17:38

2017 Simpson Race Products Ginetta Junior Championship

ROUND 1 - SECTOR ANALYSIS

SECTOR 1 = FL to I1, SECTOR 2 = I1 to FL, DIFF = Difference To Personal Best Lap, P = Crossed Finish Line in Pit Lane, D = Time Disallowed

P15 79		Greg JOHNSON			Elite Motorsport			
IDEAL LAP TIME : 1:03.771		BEST LAP TIME : 1:03.796			DIFFERENCE : 0.025			
LAP	SECTOR 1		SECTOR 2		LAP TIME	MPH	DIFF	TIME OF DAY
1 -		74.0	27.831	95.8	1:18.156	55.63	14.360	17:18:27.881
2 -	40.427	74.7	27.001	96.1	1:07.428	64.49	3.632	17:19:35.309
3 -	40.548	72.9	26.871	96.5	1:07.419	64.50	3.623	17:20:42.728
4 -	39.478	75.2	26.658	96.1	1:06.136	65.75	2.340	17:21:48.864
5 -	39.128	75.7	26.697	95.5	1:05.825	66.06	2.029	17:22:54.689
6 -	39.125	75.3	26.486	95.7	1:05.611	66.27	1.815	17:24:00.300
7 -	39.019	75.8	26.547	95.8	1:05.566	66.32	1.770	17:25:05.866
8 -	38.783	74.9	26.479	95.5	1:05.262	66.63	1.466	17:26:11.128
9 -	39.237	74.5	26.307	96.0	1:05.544	66.34	1.748	17:27:16.672
10 -	38.919	74.4	34.868	61.9	1:13.787	58.93	9.991	17:28:30.459
11 -	55.038	56.4	27.050	97.6	1:22.088	52.97	18.292	17:29:52.547
12 -	40.728	74.3	34.294	52.6	1:15.022	57.96	11.226	17:31:07.569
13 -	46.577	43.3	40.006	63.1	1:26.583	50.22	22.787	17:32:34.152
14 -	50.042	56.7	32.783	95.8	1:22.825	52.50	19.029	17:33:56.977
15 -	38.686	73.9	26.674	97.5	1:05.360	66.53	1.564	17:35:02.337
16 -	37.464	76.8	26.332	96.9	1:03.796 (1)	68.16		17:36:06.133
17 -	37.579	76.9	27.462	95.1	1:05.041 (3)	66.85	1.245	17:37:11.174
18 -	38.540	77.4	26.475	95.8	1:05.015 (2)	66.88	1.219	17:38:16.189

P16 44		Finley GREEN (R)			Fox Motorsport			
IDEAL LAP TIME : 1:03.030		BEST LAP TIME : 1:03.483			DIFFERENCE : 0.453			
LAP	SECTOR 1		SECTOR 2		LAP TIME	MPH	DIFF	TIME OF DAY
1 -		74.9	27.279	95.7	1:15.933	57.26	12.450	17:18:25.658
2 -	39.217	76.8	26.304	96.8	1:05.521	66.36	2.038	17:19:31.179
3 -	38.815	76.4	26.931	95.1	1:05.746	66.14	2.263	17:20:36.925
4 -	37.924	76.6	26.259	96.1	1:04.183	67.75	0.700	17:21:41.108
5 -	38.448	77.1	26.282	96.2	1:04.730	67.18	1.247	17:22:45.838
6 -	38.232	76.6	26.736	95.8	1:04.968	66.93	1.485	17:23:50.806
7 -	38.018	76.6	26.238	96.2	1:04.256	67.67	0.773	17:24:55.062
8 -	37.640	76.4	26.002	95.7	1:03.642 (3)	68.32	0.159	17:25:58.704
9 -	37.639	76.1	26.752	93.0	1:04.391	67.53	0.908	17:27:03.095
10 -	39.375	49.3	43.365	46.7	1:22.740	52.55	19.257	17:28:25.835
11 -	55.114	58.3	29.710	93.9	1:24.824	51.26	21.341	17:29:50.659
12 -	37.503	77.2	35.547	59.2	1:13.050	59.52	9.567	17:31:03.709
13 -	45.882	57.6	40.004	53.9	1:25.886	50.63	22.403	17:32:29.595
14 -	51.245	51.7	32.922	97.5	1:24.167	51.66	20.684	17:33:53.762
15 -	37.429	76.8	26.194	95.5	1:03.623 (2)	68.34	0.140	17:34:57.385
16 -	37.603	77.9	25.880	97.1	1:03.483 (1)	68.50		17:36:00.868
17 -	38.555	75.4	26.588	97.3	1:05.143	66.75	1.660	17:37:06.011
18 -	37.150	78.1	33.839	77.4	1:10.989	61.25	7.506	17:38:17.000

P17 57		Keaton SAMRA (R)			Fox Motorsport			
IDEAL LAP TIME : 1:03.941		BEST LAP TIME : 1:04.045			DIFFERENCE : 0.104			
LAP	SECTOR 1		SECTOR 2		LAP TIME	MPH	DIFF	TIME OF DAY
1 -		74.3	27.711	95.3	1:18.940	55.08	14.895	17:18:28.665
2 -	41.128	68.7	27.536	95.3	1:08.664	63.33	4.619	17:19:37.329
3 -	39.698	74.3	27.032	96.1	1:06.730	65.16	2.685	17:20:44.059
4 -	39.509	74.6	26.928	95.7	1:06.437	65.45	2.392	17:21:50.496
5 -	39.188	74.5	26.869	95.5	1:06.057	65.83	2.012	17:22:56.553
6 -	39.143	74.5	27.051	94.9	1:06.194	65.69	2.149	17:24:02.747
7 -	39.601	71.6	27.365	96.1	1:06.966	64.93	2.921	17:25:09.713
8 -	39.060	75.3	26.908	94.5	1:05.968	65.91	1.923	17:26:15.681
9 -	39.011	74.2	27.303	94.7	1:06.314	65.57	2.269	17:27:21.995
10 -	39.017	74.6	31.314	61.8	1:10.331	61.83	6.286	17:28:32.326
11 -	54.963	53.3	27.340	95.5	1:22.303	52.83	18.258	17:29:54.629
12 -	39.997	73.8	33.901	51.9	1:13.898	58.84	9.853	17:31:08.527
13 -	46.367	43.2	40.166	57.2	1:26.533	50.25	22.488	17:32:35.060
14 -	50.141	61.9	34.033	89.8	1:24.174	51.66	20.129	17:33:59.234

Weather / Track : Cloudy / Damp

Brands Hatch Indy
Circuit Length = 1.2079 miles
Start: 17:17 Flag 17:37 End: 17:38

2017 Simpson Race Products Ginetta Junior Championship

ROUND 1 - SECTOR ANALYSIS

SECTOR 1 = FL to I1, SECTOR 2 = I1 to FL, DIFF = Difference To Personal Best Lap, P = Crossed Finish Line in Pit Lane, D = Time Disallowed

15 -	38.141	75.6	26.423	94.9	1:04.564 (3)	67.35	0.519	17:35:03.798
16 -	37.676	75.5	26.369	96.1	1:04.045 (1)	67.89		17:36:07.843
17 -	37.572	76.6	26.567	94.7	1:04.139 (2)	67.79	0.094	17:37:11.982
18 -	38.914	74.4	27.437	93.4	1:06.351	65.53	2.306	17:38:18.333

P18 23 Tom GAMBLE		JHR Developments						
IDEAL LAP TIME : 1:01.241		BEST LAP TIME : 1:01.450						
		DIFFERENCE : 0.209						
LAP	SECTOR 1	SECTOR 2	LAP TIME	MPH	DIFF	TIME OF DAY		
1 -		76.0	26.197	97.8	1:11.619	60.71	10.169	17:18:21.344
2 -	38.131	77.7	25.948	98.8	1:04.079	67.86	2.629	17:19:25.423
3 -	38.788	76.4	25.948	96.4	1:04.736	67.17	3.286	17:20:30.159
4 -	38.367	76.4	26.058	96.5	1:04.425	67.49	2.975	17:21:34.584
5 -	37.647	76.2	25.918	96.5	1:03.565	68.41	2.115	17:22:38.149
6 -	37.959	76.9	25.751	97.3	1:03.710	68.25	2.260	17:23:41.859
7 -	37.567	76.6	25.567	97.1	1:03.134	68.87	1.684	17:24:44.993
8 -	37.644	76.8	25.313	96.5	1:02.957	69.07	1.507	17:25:47.950
9 -	37.047	76.8	27.236	76.1	1:04.283	67.64	2.833	17:26:52.233
10 -	44.286	56.9	44.530	50.4	1:28.816	48.96	27.366	17:28:21.049
11 -	56.062	46.4	29.204	96.9	1:25.266	51.00	23.816	17:29:46.315
12 -	36.950	70.5	33.842	71.3	1:10.792	61.42	9.342	17:30:57.107
13 -	48.431	52.4	39.968	54.5	1:28.399	49.19	26.949	17:32:25.506
14 -	52.250	49.3	32.472	97.5	1:24.722	51.32	23.272	17:33:50.228
15 -	36.396	77.7	25.284	97.1	1:01.680 (2)	70.50	0.230	17:34:51.908
16 -	36.074	77.0	25.376	96.4	1:01.450 (1)	70.76		17:35:53.358
17 -	36.500	78.3	25.472	96.1	1:01.972 (3)	70.17	0.522	17:36:55.330

P19 87 Kiern JEWISS (R)		Douglas Motorsport						
IDEAL LAP TIME : 1:03.136		BEST LAP TIME : 1:03.650						
		DIFFERENCE : 0.514						
LAP	SECTOR 1	SECTOR 2	LAP TIME	MPH	DIFF	TIME OF DAY		
1 -		76.6	27.462	96.8	1:15.248	57.78	11.598	17:18:24.973
2 -	39.435	76.1	25.891	98.2	1:05.326	66.56	1.676	17:19:30.299
3 -	38.613	76.9	26.088	97.8	1:04.701	67.21	1.051	17:20:35.000
4 -	38.415	76.0	25.791	97.5	1:04.206	67.72	0.556	17:21:39.206
5 -	39.212	74.6	25.960	97.1	1:05.172	66.72	1.522	17:22:44.378
6 -	37.951	76.9	25.699	97.5	1:03.650 (1)	68.32		17:23:48.028
7 -	37.799	77.5	25.898	98.2	1:03.697 (3)	68.27	0.047	17:24:51.725
8 -	38.019	77.4	25.632	98.2	1:03.651 (2)	68.31	0.001	17:25:55.376
9 -	37.504	77.4	26.548	90.6	1:04.052	67.89	0.402	17:26:59.428
10 -	42.167	51.8	43.913	45.9	1:26.080	50.51	22.430	17:28:25.508

P20 27 Scott McKENNA (R)		HHC Motorsport						
IDEAL LAP TIME : 1:03.381		BEST LAP TIME : 1:03.544						
		DIFFERENCE : 0.163						
LAP	SECTOR 1	SECTOR 2	LAP TIME	MPH	DIFF	TIME OF DAY		
1 -		75.6	26.561	98.1	1:13.677	59.02	10.133	17:18:23.402
2 -	38.923	75.6	26.126	96.9	1:05.049	66.85	1.505	17:19:28.451
3 -	38.306	76.9	26.125	96.8	1:04.431	67.49	0.887	17:20:32.882
4 -	38.150	76.9	26.026	97.2	1:04.176	67.76	0.632	17:21:37.058
5 -	37.994	76.8	25.812	97.2	1:03.806 (3)	68.15	0.262	17:22:40.864
6 -	37.710	77.5	25.834	97.5	1:03.544 (1)	68.43		17:23:44.408
7 -	37.569	77.3	26.126	97.1	1:03.695 (2)	68.27	0.151	17:24:48.103

Weather / Track : Cloudy / Damp

Brands Hatch Indy
Circuit Length = 1.2079 miles
Start: 17:17 Flag 17:37 End: 17:38

2017 Simpson Race Products Ginetta Junior Championship

ROUND 1 - BEST SPEEDS

POS	INTERMEDIATE 1			INTERMEDIATE 2			FINISH LINE		
	NO	NAME	MPH	NO	NAME	MPH	NO	NAME	MPH
1	11	PRIAULX	80.0				11	PRIAULX	99.8
2	19	KING	79.8				55	DEL SARTE (R)	99.5
3	29	DYSON (R)	79.5				31	DIGBY	99.4
4	20	WOOD	79.3				21	CANNING (R)	98.9
5	72	LUFF (R)	79.3				29	DYSON (R)	98.9
6	25	GRADY	79.2				19	KING	98.8
7	55	DEL SARTE (R)	79.0				23	GAMBLE	98.8
8	33	HARPER	78.9				25	GRADY	98.6
9	46	DINEEN (R)	78.7				33	HARPER	98.6
10	9	COLLARD	78.6				20	WOOD	98.3
11	23	GAMBLE	78.5				87	JEWISS (R)	98.2
12	31	DIGBY	78.3				27	McKENNA (R)	98.1
13	54	SMALLEY (R)	78.3				72	LUFF (R)	98.1
14	44	GREEN (R)	78.1				9	COLLARD	97.9
15	12	BROWNING (R)	78.0				46	DINEEN (R)	97.8
16	21	CANNING (R)	77.5				79	JOHNSON	97.6
17	27	McKENNA (R)	77.5				44	GREEN (R)	97.5
18	87	JEWISS (R)	77.5				12	BROWNING (R)	97.3
19	79	JOHNSON	77.4				54	SMALLEY (R)	97.2
20	57	SAMRA (R)	76.6				57	SAMRA (R)	96.1

Weather / Track : Cloudy / Damp

Results can be found at www.tsl-timing.com

Brands Hatch Indy
Circuit Length = 1.2079 miles
Start: 17:17 Flag 17:37 End: 17:38

Printed - 17:39 Saturday, 01 April 2017

2017 Simpson Race Products Ginetta Junior Championship

ROUND 1 - BEST SECTORS

SECTOR 1			SECTOR 2			IDEAL / BEST COMPARISON						
POS	NO	NAME	TIME	NO	NAME	TIME	POS	NO	NAME	IDEAL	BEST	DIFF
									PERFECT LAP	1:00.679		
1	29	DYSON (R)	35.682	29	DYSON (R)	24.997	1	29	DYSON (R)	1:00.679	1:00.679	0.000
2	11	PRIAULX	35.723	20	WOOD	25.116	2	11	PRIAULX	1:00.920	1:00.968	0.048
3	19	KING	35.909	11	PRIAULX	25.197	3	20	WOOD	1:01.107	1:01.278	0.171
4	23	GAMBLE	35.957	19	KING	25.234	4	19	KING	1:01.143	1:01.248	0.105
5	20	WOOD	35.991	23	GAMBLE	25.284	5	23	GAMBLE	1:01.241	1:01.450	0.209
6	25	GRADY	36.454	33	HARPER	25.311	6	33	HARPER	1:01.833	1:01.993	0.160
7	33	HARPER	36.522	54	SMALLEY (R)	25.415	7	25	GRADY	1:01.980	1:01.980	0.000
8	31	DIGBY	36.767	25	GRADY	25.526	8	54	SMALLEY (R)	1:02.246	1:02.406	0.160
9	54	SMALLEY (R)	36.831	87	JEWISS (R)	25.632	9	31	DIGBY	1:02.468	1:02.675	0.207
10	72	LUFF (R)	36.985	31	DIGBY	25.701	10	72	LUFF (R)	1:02.820	1:03.341	0.521
11	21	CANNING (R)	37.141	55	DEL SARTE (R)	25.748	11	21	CANNING (R)	1:02.950	1:03.458	0.508
12	44	GREEN (R)	37.150	21	CANNING (R)	25.809	12	12	BROWNING (R)	1:03.029	1:03.256	0.227
13	12	BROWNING (R)	37.184	27	McKENNA (R)	25.812	13	44	GREEN (R)	1:03.030	1:03.483	0.453
14	46	DINEEN (R)	37.302	72	LUFF (R)	25.835	14	87	JEWISS (R)	1:03.136	1:03.650	0.514
15	55	DEL SARTE (R)	37.392	9	COLLARD	25.842	15	55	DEL SARTE (R)	1:03.140	1:03.300	0.160
16	79	JOHNSON	37.464	12	BROWNING (R)	25.845	16	27	McKENNA (R)	1:03.381	1:03.544	0.163
17	87	JEWISS (R)	37.504	44	GREEN (R)	25.880	17	9	COLLARD	1:03.389	1:03.463	0.074
18	9	COLLARD	37.547	46	DINEEN (R)	26.286	18	46	DINEEN (R)	1:03.588	1:03.919	0.331
19	27	McKENNA (R)	37.569	79	JOHNSON	26.307	19	79	JOHNSON	1:03.771	1:03.796	0.025
20	57	SAMRA (R)	37.572	57	SAMRA (R)	26.369	20	57	SAMRA (R)	1:03.941	1:04.045	0.104

Weather / Track : Cloudy / Damp

Results can be found at www.tsl-timing.com

Brands Hatch Indy
 Circuit Length = 1.2079 miles
 Start: 17:17 Flag 17:37 End: 17:38

Printed - 17:39 Saturday, 01 April 2017

2017 Simpson Race Products Ginetta Junior Championship

ROUND 1 - LAP CHART

LAP 1 @ 17:18:20.854			LAP 2 @ 17:19:25.210			LAP 3 @ 17:20:30.159			LAP 4 @ 17:21:34.584			LAP 5 @ 17:22:38.149		
NO	BEHIND	LAP TIME	NO	BEHIND	LAP TIME	NO	BEHIND	LAP TIME	NO	BEHIND	LAP TIME	NO	BEHIND	LAP TIME
11		1:11.129	11		1:04.356	23		1:04.736	23		1:04.425	23		1:03.565
23	0.490	1:11.619	23	0.213	1:04.079	11	0.268	1:05.217	11	0.250	1:04.407	11	0.167	1:03.482
19	0.955	1:12.084	19	0.868	1:04.269	19	0.803	1:04.884	19	0.695	1:04.317	19	1.344	1:04.214
33	1.290	1:12.419	33	1.257	1:04.323	33	1.144	1:04.836	33	0.940	1:04.221	33	1.424	1:04.049
25	2.327	1:13.456	27	3.241	1:05.049	27	2.723	1:04.431	27	2.474	1:04.176	27	2.715	1:03.806
27	2.548	1:13.677	25	3.535	1:05.564	25	3.217	1:04.631	20	3.550	1:04.502	29	4.209	1:04.012
31	3.016	1:14.145	31	4.049	1:05.389	20	3.473	1:04.196	25	3.732	1:04.940	20	4.474	1:04.489
20	3.593	1:14.722	20	4.226	1:04.989	29	4.079	1:04.541	29	3.762	1:04.108	25	4.696	1:04.529
29	4.038	1:15.167	29	4.487	1:04.805	31	4.427	1:05.327	31	4.248	1:04.246	31	5.257	1:04.574
87	4.119	1:15.248	87	5.089	1:05.326	87	4.841	1:04.701	87	4.622	1:04.206	87	6.229	1:05.172
44	4.804	1:15.933	44	5.969	1:05.521	44	6.766	1:05.746	44	6.524	1:04.183	44	7.689	1:04.730
54	4.959	1:16.088	54	6.352	1:05.749	54	7.076	1:05.673	54	7.399	1:04.748	54	8.677	1:04.843
21	5.406	1:16.535	21	7.793	1:06.743	21	8.141	1:05.297	21	8.793	1:05.077	21	9.442	1:04.214
72	6.218	1:17.347	72	8.529	1:06.667	72	9.327	1:05.747	72	9.971	1:05.069	72	10.885	1:04.479
12	6.316	1:17.445	12	9.315	1:07.355	12	10.818	1:06.452	12	12.954	1:06.561	9	14.952	1:05.412
79	7.027	1:18.156	79	10.099	1:07.428	9	12.074	1:06.042	9	13.105	1:05.456	12	15.158	1:05.769
57	7.811	1:18.940	9	10.981	1:05.994	79	12.569	1:07.419	79	14.280	1:06.136	79	16.540	1:05.825
46	8.935	1:20.064	57	12.119	1:08.664	57	13.900	1:06.730	57	15.912	1:06.437	57	18.404	1:06.057
9	9.343	1:20.472	46	12.296	1:07.717	46	14.035	1:06.688	46	16.132	1:06.522	46	18.845	1:06.278
55	18.538	1:29.667	55	19.593	1:05.411	55	20.088	1:05.444	55	20.835	1:05.172	55	21.698	1:04.428

Weather / Track : Cloudy / Damp

Brands Hatch Indy
 Circuit Length = 1.2079 miles
 Start: 17:17 Flag 17:37 End: 17:38

2017 Simpson Race Products Ginetta Junior Championship

ROUND 1 - LAP CHART

LAP 6 @ 17:23:41.859			LAP 7 @ 17:24:44.993			LAP 8 @ 17:25:47.950			LAP 9 @ 17:26:52.233			LAP 10 @ 17:28:21.049		
NO	BEHIND	LAP TIME	NO	BEHIND	LAP TIME	NO	BEHIND	LAP TIME	NO	BEHIND	LAP TIME	NO	BEHIND	LAP TIME
23		1:03.710	23		1:03.134	23		1:02.957	23		1:04.283	23		1:28.816
11	0.141	1:03.684	11	0.168	1:03.161	11	0.264	1:03.053	11	0.374	1:04.393	11	0.445	1:28.887
33	1.113	1:03.399	33	0.915	1:02.936	33	0.848	1:02.890	33	0.928	1:04.363	33	1.180	1:29.068
19	1.645	1:04.011	19	2.084	1:03.573	19	2.070	1:02.943	19	2.100	1:04.313	19	1.488	1:28.204
27	2.549	1:03.544	29	3.084	1:02.990	29	3.553	1:03.426	29	2.783	1:03.513	29	2.040	1:28.073
29	3.228	1:02.729	27	3.110	1:03.695	20	5.654	1:03.669	20	4.743	1:03.372	20	2.437	1:26.510
20	4.171	1:03.407	20	4.942	1:03.905	31	6.402	1:03.711	31	6.119	1:04.000	31	3.128	1:25.825
25	4.906	1:03.920	31	5.648	1:03.570	25	7.179	1:03.832	25	6.894	1:03.998	25	4.035	1:25.957
31	5.212	1:03.665	25	6.304	1:04.532	87	7.426	1:03.651	87	7.195	1:04.052	87	4.459	1:26.080
87	6.169	1:03.650	87	6.732	1:03.697	44	10.754	1:03.642	44	10.862	1:04.391	44	4.786	1:22.740
44	8.947	1:04.968	44	10.069	1:04.256	54	11.159	1:03.844	54	11.208	1:04.332	54	5.432	1:23.040
54	9.287	1:04.320	54	10.272	1:04.119	21	11.533	1:03.708	21	11.831	1:04.581	21	6.122	1:23.107
21	9.839	1:04.107	21	10.782	1:04.077	72	13.426	1:03.752	72	12.658	1:03.515	72	6.804	1:22.962
72	11.808	1:04.633	72	12.631	1:03.957	9	17.688	1:04.033	9	18.212	1:04.807	9	7.485	1:18.089
9	15.550	1:04.308	9	16.612	1:04.196	12	18.613	1:04.019	12	19.428	1:05.098	12	8.432	1:17.820
12	16.585	1:05.137	12	17.551	1:04.100	79	23.178	1:05.262	79	24.439	1:05.544	79	9.410	1:13.787
79	18.441	1:05.611	79	20.873	1:05.566	55	25.532	1:04.606	55	25.460	1:04.211	55	9.760	1:13.116
46	20.743	1:05.608	46	23.783	1:06.174	46	26.719	1:05.893	46	28.454	1:06.018	46	10.402	1:10.764
57	20.888	1:06.194	55	23.883	1:05.129	57	27.731	1:05.968	57	29.762	1:06.314	57	11.277	1:10.331
55	21.888	1:03.900	57	24.720	1:06.966									

Weather / Track : Cloudy / Damp

2017 Simpson Race Products Ginetta Junior Championship

ROUND 1 - LAP CHART

LAP 11 @ 17:29:46.315			LAP 12 @ 17:30:57.107			LAP 13 @ 17:32:25.506			LAP 14 @ 17:33:50.228			LAP 15 @ 17:34:51.908		
NO	BEHIND	LAP TIME	NO	BEHIND	LAP TIME	NO	BEHIND	LAP TIME	NO	BEHIND	LAP TIME	NO	BEHIND	LAP TIME
23		1:25.266	23		1:10.792	23		1:28.399	23		1:24.722	23		1:01.680
11	0.193	1:25.014	11	0.412	1:11.011	11	0.502	1:28.489	11	0.124	1:24.344	11	0.510	1:02.066
33	0.610	1:24.696	33	1.913	1:12.095	33	0.889	1:27.375	19	1.047	1:24.411	19	0.838	1:01.471
19	1.071	1:24.849	19	2.665	1:12.386	19	1.358	1:27.092	29	2.201	1:25.014	29	1.809	1:01.288
29	1.279	1:24.505	29	3.346	1:12.859	29	1.909	1:26.962	20	2.396	1:24.475	20	2.352	1:01.636
20	1.792	1:24.621	20	3.899	1:12.899	20	2.643	1:27.143	31	2.871	1:24.514	25	4.989	1:03.568
31	2.349	1:24.487	31	4.961	1:13.404	31	3.079	1:26.517	25	3.101	1:24.022	31	5.302	1:04.111
25	2.591	1:23.822	25	5.904	1:14.105	25	3.801	1:26.296	44	3.534	1:24.167	44	5.477	1:03.623
44	4.344	1:24.824	44	6.602	1:13.050	44	4.089	1:25.886	54	4.142	1:24.352	54	5.532	1:03.070
54	4.508	1:24.342	54	7.066	1:13.350	54	4.512	1:25.845	72	4.364	1:24.022	9	6.483	1:03.463
72	5.236	1:23.698	72	7.620	1:13.176	72	5.064	1:25.843	9	4.700	1:23.772	72	6.531	1:03.847
21	5.310	1:24.454	9	8.230	1:13.538	9	5.650	1:25.819	12	5.360	1:23.449	12	6.936	1:03.256
9	5.484	1:23.265	12	9.068	1:13.955	12	6.633	1:25.964	21	5.747	1:22.990	21	7.525	1:03.458
12	5.905	1:22.739	21	9.555	1:15.037	21	7.479	1:26.323	55	6.024	1:22.904	55	7.789	1:03.445
79	6.232	1:22.088	55	9.853	1:14.231	55	7.842	1:26.388	79	6.749	1:22.825	33	9.468	1:02.324
55	6.414	1:21.920	79	10.462	1:15.022	79	8.646	1:26.583	46	7.802	1:23.366	79	10.429	1:05.360
46	7.346	1:22.210	46	10.994	1:14.440	46	9.158	1:26.563	33	8.824	1:32.657	46	10.697	1:04.575
57	8.314	1:22.303	57	11.420	1:13.898	57	9.554	1:26.533	57	9.006	1:24.174	57	11.890	1:04.564
SC	10 Laps	1:42.100 P	SC	10 Laps	2:22.392				SC	11 Laps	1:44.715 P			

Weather / Track : Cloudy / Damp

2017 Simpson Race Products Ginetta Junior Championship

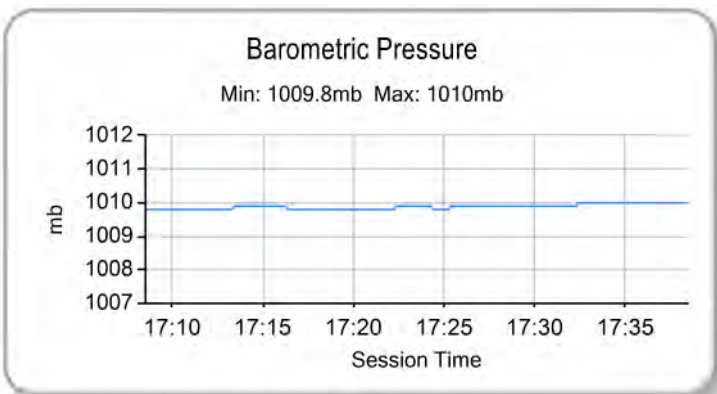
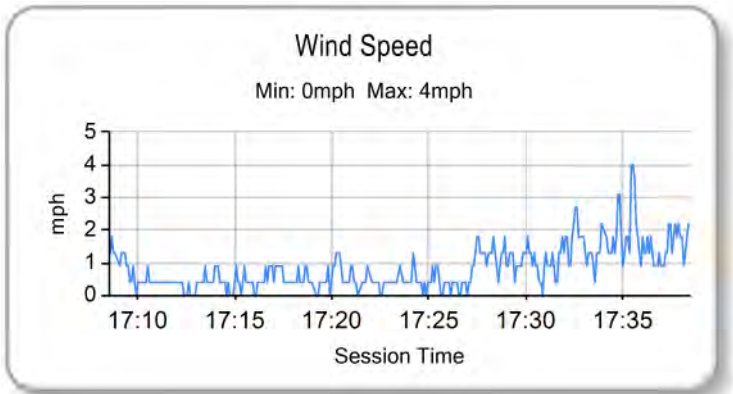
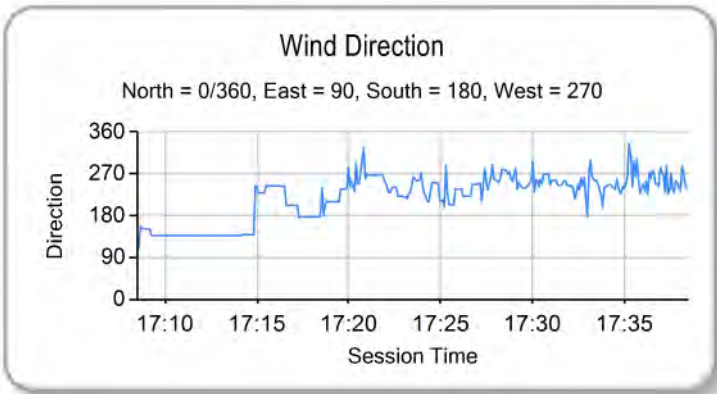
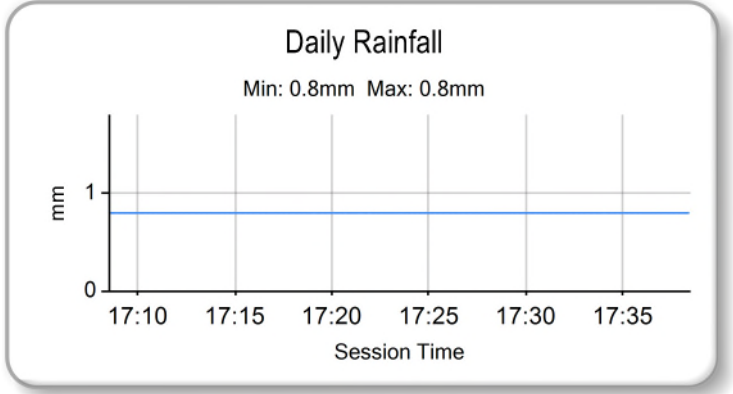
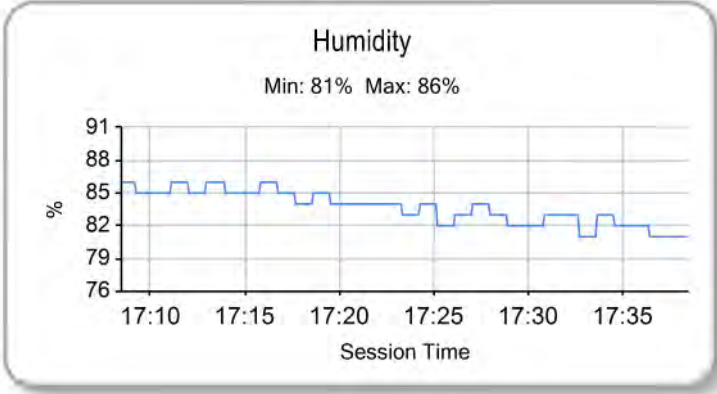
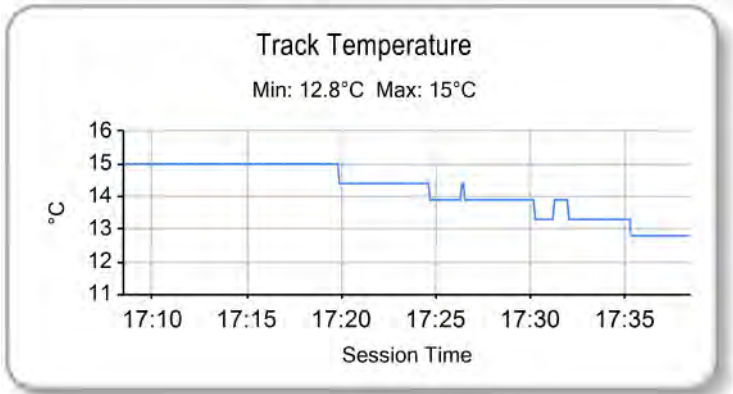
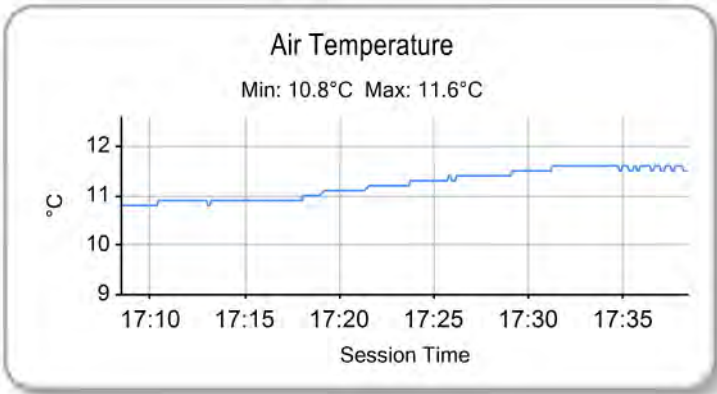
ROUND 1 - LAP CHART

LAP 16 @ 17:35:53.358			LAP 17 @ 17:36:55.330			LAP 18 @ 17:37:59.008		
NO	BEHIND	LAP TIME	NO	BEHIND	LAP TIME	NO	BEHIND	LAP TIME
23		1:01.450	23		1:01.972	29		1:02.564
11	0.028	1:00.968	11	0.330	1:02.274	19	0.999	1:03.415
19	0.636	1:01.248	29	1.114	1:02.048	20	1.260	1:03.106
29	1.038	1:00.679	19	1.262	1:02.598	11	2.342	1:05.690
20	2.180	1:01.278	20	1.832	1:01.624	25	5.396	1:03.054
25	5.519	1:01.980	25	6.020	1:02.473	54	6.666	1:03.262
54	6.488	1:02.406	54	7.082	1:02.566	31	9.305	1:02.675
44	7.510	1:03.483	31	10.308	1:04.476	33	10.576	1:02.804
31	7.804	1:03.952	44	10.681	1:05.143	72	10.903	1:03.341
9	8.640	1:03.607	72	11.240	1:04.197	55	11.857	1:03.675
72	9.015	1:03.934	33	11.450	1:03.411	12	12.136	1:03.890
12	9.345	1:03.859	21	11.698	1:04.053	21	12.358	1:04.338
21	9.617	1:03.542	55	11.860	1:04.193	46	15.464	1:04.011
55	9.639	1:03.300	12	11.924	1:04.551	9	16.652	1:04.809
33	10.011	1:01.993	46	15.131	1:03.919	79	17.181	1:05.015
79	12.775	1:03.796	9	15.521	1:08.853	44	17.992	1:10.989
46	13.184	1:03.937	79	15.844	1:05.041	57	19.325	1:06.351
57	14.485	1:04.045	57	16.652	1:04.139			

Weather / Track : Cloudy / Damp

2017 Simpson Race Products Ginetta Junior Championship

ROUND 1 - WEATHER CONDITIONS



Weather / Track : Cloudy / Damp

Results can be found at www.tsl-timing.com

Brands Hatch Indy
 Circuit Length = 1.2079 miles
 Start: 17:17 Flag 17:37 End: 17:38

Printed - 17:41 Saturday, 01 April 2017

2017 Simpson Race Products Ginetta Junior Championship

ROUND 1 - POSITION CHART

No	Name	Lap Pos	1	2	3	4	5	6	7	8	9	10	11	12	13	14	15	16	17	18
			11	PRIAULX	1	11	11	23	23	23	23	23	23	23	23	23	23	23	23	23
23	GAMBLE	2	23	23	11	11	11	11	11	11	11	11	11	11	11	11	11	11	11	19
19	KING	3	19	19	19	19	19	33	33	33	33	33	33	33	33	19	19	19	29	20
29	DYSON (R)	4	33	33	33	33	33	19	19	19	19	19	19	19	19	29	29	29	19	11
33	HARPER	5	25	27	27	27	27	27	29	29	29	29	29	29	29	20	20	20	20	25
31	DIGBY	6	27	25	25	20	29	29	27	20	20	20	20	20	20	31	25	25	25	54
25	GRADY	7	31	31	20	25	20	20	20	31	31	31	31	31	31	25	31	54	54	31
9	COLLARD	8	20	20	29	29	25	25	31	25	25	25	25	25	25	44	44	44	31	33
27	McKENNA (R)	9	29	29	31	31	31	31	25	87	87	87	44	44	44	54	54	31	44	72
20	WOOD	10	87	87	87	87	87	87	87	44	44	44	54	54	54	72	9	9	72	55
55	DEL SARTE (R)	11	44	44	44	44	44	44	44	54	54	54	72	72	72	9	72	72	33	12
87	JEWISS (R)	12	54	54	54	54	54	54	54	21	21	21	21	9	9	12	12	12	21	21
54	SMALLEY (R)	13	21	21	21	21	21	21	21	72	72	72	9	12	12	21	21	21	55	46
72	LUFF (R)	14	72	72	72	72	72	72	72	9	9	9	12	21	21	55	55	55	12	9
21	CANNING (R)	15	12	12	12	12	9	9	9	12	12	12	79	55	55	79	33	33	46	79
12	BROWNING (R)	16	79	79	9	9	12	12	12	79	79	79	55	79	79	46	79	79	9	44
44	GREEN (R)	17	57	9	79	79	79	79	79	55	55	55	46	46	46	33	46	46	79	57
79	JOHNSON	18	46	57	57	57	57	46	46	46	46	46	46	57	57	57	57	57	57	57
46	DINEEN (R)	19	9	46	46	46	46	46	57	57	57	57	57	57	57	57	57	57	57	57
57	SAMRA (R)	20	55	55	55	55	55	55	57	57	57	57	57	57	57	57	57	57	57	57

Weather / Track : Cloudy / Damp

Results can be found at www.tsl-timing.com

Brands Hatch Indy
 Circuit Length = 1.2079 miles
 Start: 17:17 Flag 17:37 End: 17:38

Printed - 17:40 Saturday, 01 April 2017

2017 Simpson Race Products Ginetta Junior Championship

ROUND 2 - CLASSIFICATION

POS	NO	NAME	NAT	ENTRY	LAPS	TIME	GAP	DIFF	MPH	BEST	ON
1	11	Sebastian PRIAULX	GBR	JHR Developments	18	17:11.817			75.86	56.771	6
2	23	Tom GAMBLE	GBR	JHR Developments	18	17:15.588	3.771	3.771	75.58	57.001	12
3	33	Daniel HARPER	GBR	Douglas Motorsport	18	17:17.794	5.977	2.206	75.42	56.941	11
4	19	Harry KING	GBR	Elite Motorsport	18	17:22.065	10.248	4.271	75.11	57.117	9
5	25	Connor GRADY	GBR	Douglas Motorsport	18	17:23.282	11.465	1.217	75.02	57.048	7
6	29	Harry DYSON (R)	GBR	JHR Developments	18	17:28.906	17.089	5.624	74.62	57.340	11
7	54	Adam SMALLEY (R)	GBR	JHR Developments	18	17:31.499	19.682	2.593	74.44	57.551	6
8	20*	Tom WOOD	GBR	HHC Motorsport	18	17:33.478	21.661	1.979	74.30	57.246	8
9	55	Ruben DEL SARTE (R)	NED	HHC Motorsport	18	17:35.421	23.604	1.943	74.16	57.205	6
10	44	Finley GREEN (R)	GBR	Fox Motorsport	18	17:37.134	25.317	1.713	74.04	57.576	15
11	87	Kiern JEWISS (R)	GBR	Douglas Motorsport	18	17:37.163	25.346	0.029	74.04	57.301	16
12	27	Scott McKENNA (R)	GBR	HHC Motorsport	18	17:39.399	27.582	2.236	73.88	57.264	12
13	9	Jordan COLLARD	GBR	HHC Motorsport	18	17:40.090	28.273	0.691	73.83	57.492	9
14	79	Greg JOHNSON	GBR	Elite Motorsport	18	17:40.577	28.760	0.487	73.80	57.674	18
15	21	Tom CANNING (R)	GBR	Douglas Motorsport	18	17:45.001	33.184	4.424	73.49	57.444	12
16	12	Luke BROWNING (R)	GBR	Richardson Racing	18	17:45.305	33.488	0.304	73.47	57.688	12
17	57	Keaton SAMRA (R)	GBR	Fox Motorsport	18	17:58.367	46.550	13.062	72.58	58.242	10
18	46	Jenson DINEEN (R)	GBR	JHR Developments	18	18:04.161	52.344	5.794	72.19	57.991	16
19	31	Charlie DIGBY	GBR	HHC Motorsport	18	18:07.329	55.512	3.168	71.98	57.536	2
20	72	Matt LUFF (R)	GBR	JHR Developments	16	17:46.189	2 Laps	2 Laps	65.25	57.757	16

FASTEST LAP

11	Sebastian PRIAULX	GBR	JHR Developments	6	56.771	76.59 mph	123.27 kph
----	-------------------	-----	------------------	---	--------	-----------	------------

*Car 20 - 5 second time penalty, exceeding track limits.

Weather / Track : Cloudy / Dry

These results are provisional until the conclusion of any judicial and technical matters.

Brands Hatch Indy

Circuit Length = 1.2079 miles

Start: 12:19 Flag 12:36 End: 12:37

Clerk Of Course :

Timekeeper :

Results can be found at www.tsl-timing.com

Printed - 12:39 Sunday, 02 April 2017



2017 Simpson Race Products Ginetta Junior Championship

ROUND 2 - SECTOR ANALYSIS

SECTOR 1 = FL to I1, SECTOR 2 = I1 to FL, DIFF = Difference To Personal Best Lap, P = Crossed Finish Line in Pit Lane, D = Time Disallowed

P1 11 Sebastian PRIAULX		JHR Developments						
IDEAL LAP TIME : 56.761		BEST LAP TIME : 56.771		DIFFERENCE : 0.010				
LAP	SECTOR 1	SECTOR 2	LAP TIME	MPH	DIFF	TIME OF DAY		
1 -		83.0	23.061	101.0	1:03.839	68.11	7.068	12:20:26.229
2 -	34.056	82.6	23.153	99.8	57.209	76.01	0.438	12:21:23.438
3 -	33.954	83.3	23.048	99.7	57.002	76.28	0.231	12:22:20.440
4 -	33.932	82.9	23.093	100.0	57.025	76.25	0.254	12:23:17.465
5 -	33.737	83.2	23.074	100.1	56.811	76.54	0.040	12:24:14.276
6 -	33.713	83.1	23.058	100.0	56.771 (1)	76.59		12:25:11.047
7 -	33.724	83.2	23.081	100.1	56.805 (2)	76.55	0.034	12:26:07.852
8 -	33.782	83.4	23.122	100.3	56.904	76.42	0.133	12:27:04.756
9 -	33.821	83.0	23.206	100.1	57.027	76.25	0.256	12:28:01.783
10 -	33.864	83.4	23.086	100.0	56.950	76.35	0.179	12:28:58.733
11 -	34.074	83.1	23.104	100.6	57.178	76.05	0.407	12:29:55.911
12 -	33.806	84.0	23.100	100.3	56.906	76.41	0.135	12:30:52.817
13 -	33.791	83.9	23.056	100.4	56.847	76.49	0.076	12:31:49.664
14 -	33.743	83.5	23.166	100.3	56.909	76.41	0.138	12:32:46.573
15 -	33.766	83.7	23.138	100.3	56.904	76.42	0.133	12:33:43.477
16 -	33.801	83.5	23.149	100.1	56.950	76.35	0.179	12:34:40.427
17 -	33.725	83.8	23.080	100.4	56.805 (2)	76.55	0.034	12:35:37.232
18 -	33.867	83.9	23.108	98.3	56.975	76.32	0.204	12:36:34.207

P2 23 Tom GAMBLE		JHR Developments						
IDEAL LAP TIME : 56.924		BEST LAP TIME : 57.001		DIFFERENCE : 0.077				
LAP	SECTOR 1	SECTOR 2	LAP TIME	MPH	DIFF	TIME OF DAY		
1 -		81.4	23.243	97.8	1:03.808	68.15	6.807	12:20:26.198
2 -	34.386	82.7	23.140	100.4	57.526	75.59	0.525	12:21:23.724
3 -	33.938	83.5	23.131	100.1	57.069	76.19	0.068	12:22:20.793
4 -	33.978	82.8	23.192	100.0	57.170	76.06	0.169	12:23:17.963
5 -	33.911	82.8	23.211	99.7	57.122	76.12	0.121	12:24:15.085
6 -	33.801	82.9	23.228	99.2	57.029 (3)	76.25	0.028	12:25:12.114
7 -	33.903	82.7	23.236	99.4	57.139	76.10	0.138	12:26:09.253
8 -	33.863	83.0	23.270	99.1	57.133	76.11	0.132	12:27:06.386
9 -	33.926	82.9	23.255	99.1	57.181	76.04	0.180	12:28:03.567
10 -	33.883	83.3	23.252	98.8	57.135	76.11	0.134	12:29:00.702
11 -	33.874	82.9	23.249	98.9	57.123	76.12	0.122	12:29:57.825
12 -	33.793	83.4	23.208	98.9	57.001 (1)	76.28		12:30:54.826
13 -	33.812	83.2	23.191	99.1	57.003 (2)	76.28	0.002	12:31:51.829
14 -	33.877	83.1	23.263	98.9	57.140	76.10	0.139	12:32:48.969
15 -	33.895	83.2	23.341	98.5	57.236	75.97	0.235	12:33:46.205
16 -	33.917	83.2	23.300	98.5	57.217	76.00	0.216	12:34:43.422
17 -	33.861	83.4	23.296	98.8	57.157	76.08	0.156	12:35:40.579
18 -	34.030	83.2	23.369	98.6	57.399	75.76	0.398	12:36:37.978

P3 33 Daniel HARPER		Douglas Motorsport						
IDEAL LAP TIME : 56.831		BEST LAP TIME : 56.941		DIFFERENCE : 0.110				
LAP	SECTOR 1	SECTOR 2	LAP TIME	MPH	DIFF	TIME OF DAY		
1 -		82.2	23.381	98.1	1:05.029	66.87	8.088	12:20:27.419
2 -	34.132	82.3	23.183	99.4	57.315	75.87	0.374	12:21:24.734
3 -	33.948	82.8	23.240	99.1	57.188	76.04	0.247	12:22:21.922
4 -	34.116	82.4	23.283	99.4	57.399	75.76	0.458	12:23:19.321
5 -	33.936	83.0	23.200	99.4	57.136	76.10	0.195	12:24:16.457
6 -	34.062	82.8	23.256	99.1	57.318	75.86	0.377	12:25:13.775
7 -	33.809	82.9	23.294	99.2	57.103	76.15	0.162	12:26:10.878
8 -	33.959	82.9	23.282	99.4	57.241	75.97	0.300	12:27:08.119
9 -	33.912	83.1	23.209	99.4	57.121	76.12	0.180	12:28:05.240
10 -	33.820	83.7	23.244	99.5	57.064 (3)	76.20	0.123	12:29:02.304
11 -	33.648	83.6	23.293	99.1	56.941 (1)	76.37		12:29:59.245
12 -	33.775	83.7	23.222	99.2	56.997 (2)	76.29	0.056	12:30:56.242
13 -	33.771	83.3	23.387	98.9	57.158	76.08	0.217	12:31:53.400
14 -	33.826	83.5	23.244	99.1	57.070	76.19	0.129	12:32:50.470

Weather / Track : Cloudy / Dry

Brands Hatch Indy
Circuit Length = 1.2079 miles
Start: 12:19 Flag 12:36 End: 12:37

2017 Simpson Race Products Ginetta Junior Championship

ROUND 2 - SECTOR ANALYSIS

SECTOR 1 = FL to I1, SECTOR 2 = I1 to FL, DIFF = Difference To Personal Best Lap, P = Crossed Finish Line in Pit Lane, D = Time Disallowed

15 -	34.190	83.0	23.423	98.3	57.613	75.47	0.672	12:33:48.083
16 -	34.009	83.0	23.412	98.9	57.421	75.73	0.480	12:34:45.504
17 -	33.989	83.3	23.293	99.1	57.282	75.91	0.341	12:35:42.786
18 -	34.005	83.3	23.393	98.3	57.398	75.76	0.457	12:36:40.184

P4 19 Harry KING		Elite Motorsport						
IDEAL LAP TIME : 57.084		BEST LAP TIME : 57.117		DIFFERENCE : 0.033				
LAP	SECTOR 1	SECTOR 2	LAP TIME	MPH	DIFF	TIME OF DAY		
1 -		82.9	23.355	100.7	1:05.207	66.68	8.090	12:20:27.597
2 -	34.974	81.8	23.294	100.3	58.268	74.63	1.151	12:21:25.865
3 -	33.980	83.1	23.264	100.0	57.244	75.96	0.127	12:22:23.109
4 -	35.124	82.0	23.296	100.0	58.420	74.43	1.303	12:23:21.529
5 -	34.192	83.8	23.355	98.3	57.547	75.56	0.430	12:24:19.076
6 -	34.289	83.3	23.696	98.3	57.985	74.99	0.868	12:25:17.061
7 -	33.907	83.1	23.406	97.8	57.313	75.87	0.196	12:26:14.374
8 -	33.923	82.6	23.380	98.6	57.303	75.88	0.186	12:27:11.677
9 -	33.888	82.7	23.229	98.5	57.117 (1)	76.13		12:28:08.794
10 -	33.855	82.7	23.295	98.5	57.150 (2)	76.09	0.033	12:29:05.944
11 -	33.915	82.9	23.347	98.5	57.262	75.94	0.145	12:30:03.206
12 -	33.901	83.0	23.292	98.5	57.193 (3)	76.03	0.076	12:31:00.399
13 -	34.183	83.0	23.359	98.9	57.542	75.57	0.425	12:31:57.941
14 -	33.898	82.7	23.304	98.6	57.202	76.02	0.085	12:32:55.143
15 -	33.864	82.8	23.466	98.6	57.330	75.85	0.213	12:33:52.473
16 -	33.934	82.7	23.327	98.3	57.261	75.94	0.144	12:34:49.734
17 -	33.928	83.1	23.439	98.6	57.367	75.80	0.250	12:35:47.101
18 -	33.929	82.9	23.425	98.5	57.354	75.82	0.237	12:36:44.455

P5 25 Connor GRADY		Douglas Motorsport						
IDEAL LAP TIME : 57.029		BEST LAP TIME : 57.048		DIFFERENCE : 0.019				
LAP	SECTOR 1	SECTOR 2	LAP TIME	MPH	DIFF	TIME OF DAY		
1 -		78.8	23.336	100.3	1:06.347	65.54	9.299	12:20:28.737
2 -	34.373	82.2	23.534	100.7	57.907	75.09	0.859	12:21:26.644
3 -	34.091	83.1	23.217	101.2	57.308	75.88	0.260	12:22:23.952
4 -	36.146	82.3	23.175	99.8	59.321	73.30	2.273	12:23:23.273
5 -	34.125	82.8	23.153	100.4	57.278	75.92	0.230	12:24:20.551
6 -	34.059	82.8	23.255	100.3	57.314	75.87	0.266	12:25:17.865
7 -	33.876	83.1	23.172	99.8	57.048 (1)	76.22		12:26:14.913
8 -	34.025	83.3	23.203	99.5	57.228 (3)	75.98	0.180	12:27:12.141
9 -	34.069	83.3	23.180	100.6	57.249	75.95	0.201	12:28:09.390
10 -	34.276	83.8	23.154	101.0	57.430	75.72	0.382	12:29:06.820
11 -	34.095	83.9	23.280	98.8	57.375	75.79	0.327	12:30:04.195
12 -	34.049	83.4	23.257	99.8	57.306	75.88	0.258	12:31:01.501
13 -	33.917	83.6	23.250	100.3	57.167 (2)	76.06	0.119	12:31:58.668
14 -	34.021	83.4	23.303	100.0	57.324	75.86	0.276	12:32:55.992
15 -	33.952	83.4	23.388	100.3	57.340	75.83	0.292	12:33:53.332
16 -	34.002	83.4	23.390	99.8	57.392	75.77	0.344	12:34:50.724
17 -	34.045	83.5	23.384	100.0	57.429	75.72	0.381	12:35:48.153
18 -	34.086	83.5	23.433	99.8	57.519	75.60	0.471	12:36:45.672

P6 29 Harry DYSON (R)		JHR Developments						
IDEAL LAP TIME : 57.179		BEST LAP TIME : 57.340		DIFFERENCE : 0.161				
LAP	SECTOR 1	SECTOR 2	LAP TIME	MPH	DIFF	TIME OF DAY		
1 -		81.3	23.578	97.8	1:05.055	66.84	7.715	12:20:27.445
2 -	35.098	79.9	23.563	101.2	58.661	74.13	1.321	12:21:26.106
3 -	34.133	82.8	23.228	100.7	57.361 (2)	75.81	0.021	12:22:23.467
4 -	34.535	80.9	23.426	99.4	57.961	75.02	0.621	12:23:21.428
5 -	34.185	82.8	23.309	98.1	57.494	75.63	0.154	12:24:18.922
6 -	34.304	82.6	23.465	97.6	57.769	75.27	0.429	12:25:16.691
7 -	34.022	82.0	24.461	94.7	58.483	74.35	1.143	12:26:15.174
8 -	34.100	82.9	23.279	99.1	57.379	75.78	0.039	12:27:12.553
9 -	34.016	82.5	23.360	99.2	57.376	75.79	0.036	12:28:09.929
10 -	33.951	83.0	23.420	98.8	57.371 (3)	75.79	0.031	12:29:07.300

Weather / Track : Cloudy / Dry

Brands Hatch Indy
Circuit Length = 1.2079 miles
Start: 12:19 Flag 12:36 End: 12:37

2017 Simpson Race Products Ginetta Junior Championship

ROUND 2 - SECTOR ANALYSIS

SECTOR 1 = FL to I1, SECTOR 2 = I1 to FL, DIFF = Difference To Personal Best Lap, P = Crossed Finish Line in Pit Lane, D = Time Disallowed

11 -	33.963	83.1	23.377	99.7	57.340 (1)	75.83			12:30:04.640
12 -	34.212	82.9	23.369	99.4	57.581	75.52	0.241		12:31:02.221
13 -	34.390	81.7	23.481	98.3	57.871	75.14	0.531		12:32:00.092
14 -	34.215	82.5	24.431	99.2	58.646	74.15	1.306		12:32:58.738
15 -	34.393	81.7	23.995	98.5	58.388	74.47	1.048		12:33:57.126
16 -	34.548	81.9	23.412	99.7	57.960	75.02	0.620		12:34:55.086
17 -	35.028	82.7	23.468	97.9	58.496	74.34	1.156		12:35:53.582
18 -	34.132	82.3	23.582	98.6	57.714	75.34	0.374		12:36:51.296

P7 54 Adam SMALLEY (R)		JHR Developments						
IDEAL LAP TIME : 57.468		BEST LAP TIME : 57.551						
		DIFFERENCE : 0.083						
LAP	SECTOR 1	SECTOR 2	LAP TIME	MPH	DIFF	TIME OF DAY		
1 -	79.7	23.583	100.4	1:07.881	64.06	10.330	12:20:30.271	
2 -	34.528	80.8	23.324	100.1	57.852	75.16	0.301	12:21:28.123
3 -	35.152	81.5	23.453	98.3	58.605	74.20	1.054	12:22:26.728
4 -	34.416	81.8	23.325	98.9	57.741	75.31	0.190	12:23:24.469
5 -	34.353	81.7	23.293	98.9	57.646	(2) 75.43	0.095	12:24:22.115
6 -	34.175	81.9	23.376	98.5	57.551 (1)	75.56		12:25:19.666
7 -	34.282	81.7	23.599	98.2	57.881	75.13	0.330	12:26:17.547
8 -	34.345	81.7	23.455	98.5	57.800	75.23	0.249	12:27:15.347
9 -	34.283	81.9	23.500	98.3	57.783	75.25	0.232	12:28:13.130
10 -	34.298	81.9	23.595	98.3	57.893	75.11	0.342	12:29:11.023
11 -	34.301	82.2	23.481	98.1	57.782	75.25	0.231	12:30:08.805
12 -	34.341	82.1	23.420	98.3	57.761	75.28	0.210	12:31:06.566
13 -	34.332	82.4	23.384	98.6	57.716	(3) 75.34	0.165	12:32:04.282
14 -	34.346	81.8	23.474	98.2	57.820	75.20	0.269	12:33:02.102
15 -	34.377	82.0	23.468	98.3	57.845	75.17	0.294	12:33:59.947
16 -	34.440	82.2	23.545	98.5	57.985	74.99	0.434	12:34:57.932
17 -	34.368	82.2	23.424	98.8	57.792	75.24	0.241	12:35:55.724
18 -	34.298	82.2	23.867	97.5	58.165	74.76	0.614	12:36:53.889

P8 20 Tom WOOD		HHC Motorsport						
IDEAL LAP TIME : 57.232		BEST LAP TIME : 57.246						
		DIFFERENCE : 0.014						
LAP	SECTOR 1	SECTOR 2	LAP TIME	MPH	DIFF	TIME OF DAY		
1 -	80.1	23.354	99.4	1:06.131	65.75	8.885	12:20:28.521	
2 -	34.217	82.1	23.779	101.0	57.996	74.98	0.750	12:21:26.517
3 -	33.924	82.9	23.330	100.4	57.254	(2) 75.95	0.008	12:22:23.771
4 -	35.469	81.7	23.388	98.1	58.857	73.88	1.611	12:23:22.628
5 -	33.976	82.3	23.358	98.2	57.334	75.84	0.088	12:24:19.962
6 -	34.011	82.3	23.368	99.7	57.379	75.78	0.133	12:25:17.341
7 -	34.037	82.2	23.358	99.4	57.395	75.76	0.149	12:26:14.736
8 -	33.938	82.3	23.308	100.6	57.246 (1)	75.96		12:27:11.982
9 -	33.950	82.6	23.351	100.0	57.301	(3) 75.89	0.055	12:28:09.283
10 -	34.068	82.8	23.351	99.8	57.419	75.73	0.173	12:29:06.702
11 -	34.001	82.9	23.618	96.9	57.619	75.47	0.373	12:30:04.321
12 -	34.768	83.2	23.418	99.2	58.186	74.73	0.940	12:31:02.507
13 -	34.340	82.2	23.550	98.5	57.890	75.11	0.644	12:32:00.397
14 -	34.045	82.5	24.320	95.8	58.365	74.50	1.119	12:32:58.762
15 -	34.506	81.9	23.596	98.8	58.102	74.84	0.856	12:33:56.864
16 -	34.468	81.9	23.640	98.1	58.108	74.83	0.862	12:34:54.972
17 -	34.502	82.1	23.618	97.2	58.120	74.82	0.874	12:35:53.092
18 -	34.172	81.6	23.604	96.9	57.776	75.26	0.530	12:36:50.868

P9 55 Ruben DEL SARTÉ (R)		HHC Motorsport						
IDEAL LAP TIME : 57.194		BEST LAP TIME : 57.205						
		DIFFERENCE : 0.011						
LAP	SECTOR 1	SECTOR 2	LAP TIME	MPH	DIFF	TIME OF DAY		
1 -	80.1	23.522	100.9	1:06.885	65.01	9.680	12:20:29.275	
2 -	34.310	82.8	23.527	100.6	57.837	75.18	0.632	12:21:27.112
3 -	34.171	82.3	23.239	100.0	57.410	75.74	0.205	12:22:24.522
4 -	35.886	82.6	23.205	100.1	59.091	73.59	1.886	12:23:23.613
5 -	34.071	82.5	23.286	100.1	57.357	(3) 75.81	0.152	12:24:20.970
6 -	33.989	83.0	23.216	100.4	57.205 (1)	76.01		12:25:18.175

Weather / Track : Cloudy / Dry

Brands Hatch Indy

Circuit Length = 1.2079 miles

Start: 12:19 Flag 12:36 End: 12:37

2017 Simpson Race Products Ginetta Junior Championship

ROUND 2 - SECTOR ANALYSIS

SECTOR 1 = FL to I1, SECTOR 2 = I1 to FL, DIFF = Difference To Personal Best Lap, P = Crossed Finish Line in Pit Lane, D = Time Disallowed

7 -	34.040	82.2	23.269	100.0	57.309 (2)	75.87	0.104	12:26:15.484
8 -	34.295	82.1	23.394	99.7	57.689	75.38	0.484	12:27:13.173
9 -	34.168	82.2	23.329	99.7	57.497	75.63	0.292	12:28:10.670
10 -	34.356	82.4	23.397	99.7	57.753	75.29	0.548	12:29:08.423
11 -	34.078	82.3	23.411	99.7	57.489	75.64	0.284	12:30:05.912
12 -	34.170	82.7	23.352	100.0	57.522	75.59	0.317	12:31:03.434
13 -	34.179	82.2	23.308	100.4	57.487	75.64	0.282	12:32:00.921
14 -	34.095	82.7	23.525	99.1	57.620	75.47	0.415	12:32:58.541
15 -	35.077	83.2	23.529	99.8	58.606	74.20	1.401	12:33:57.147
16 -	34.807	82.9	23.380	100.6	58.187	74.73	0.982	12:34:55.334
17 -	34.594	82.7	23.747	92.1	58.341	74.53	1.136	12:35:53.675
18 -	34.523	83.2	29.613	94.6	1:04.136	67.80	6.931	12:36:57.811

P10 44		Finley GREEN (R)			Fox Motorsport			
IDEAL LAP TIME : 57.541		BEST LAP TIME : 57.576			DIFFERENCE : 0.035			
LAP	SECTOR 1		SECTOR 2		LAP TIME	MPH	DIFF	TIME OF DAY
1 -		80.1	23.741	100.1	1:08.432	63.54	10.856	12:20:30.822
2 -	34.572	82.3	23.496	99.5	58.068	74.88	0.492	12:21:28.890
3 -	35.649	82.0	23.405	99.5	59.054	73.63	1.478	12:22:27.944
4 -	34.926	81.3	23.633	98.1	58.559	74.26	0.983	12:23:26.503
5 -	34.648	81.2	23.936	97.3	58.584	74.22	1.008	12:24:25.087
6 -	34.872	81.2	23.536	97.6	58.408	74.45	0.832	12:25:23.495
7 -	34.450	81.0	23.454	98.5	57.904	75.10	0.328	12:26:21.399
8 -	34.478	80.9	24.267	97.9	58.745	74.02	1.169	12:27:20.144
9 -	34.478	81.3	23.963	98.1	58.441	74.41	0.865	12:28:18.585
10 -	34.440	81.8	23.480	98.5	57.920	75.07	0.344	12:29:16.505
11 -	34.240	82.3	23.424	98.3	57.664 (3)	75.41	0.088	12:30:14.169
12 -	34.386	81.8	23.452	98.3	57.838	75.18	0.262	12:31:12.007
13 -	34.301	82.2	23.412	98.2	57.713	75.34	0.137	12:32:09.720
14 -	34.242	82.1	23.456	98.2	57.698	75.36	0.122	12:33:07.418
15 -	34.145	81.8	23.431	98.1	57.576 (1)	75.52		12:34:04.994
16 -	34.193	82.0	23.396	98.2	57.589 (2)	75.51	0.013	12:35:02.583
17 -	34.297	82.0	23.412	97.9	57.709	75.35	0.133	12:36:00.292
18 -	35.078	79.7	24.154	96.5	59.232	73.41	1.656	12:36:59.524

P11 87		Kiern JEWISS (R)			Douglas Motorsport			
IDEAL LAP TIME : 57.301		BEST LAP TIME : 57.301			DIFFERENCE : 0.000			
LAP	SECTOR 1		SECTOR 2		LAP TIME	MPH	DIFF	TIME OF DAY
1 -		78.9	23.606	99.4	1:07.731	64.20	10.430	12:20:30.121
2 -	34.504	81.1	23.623	100.1	58.127	74.81	0.826	12:21:28.248
3 -	35.733	81.3	27.406	94.3	1:03.139	68.87	5.838	12:22:31.387
4 -	35.336	80.3	23.521	98.9	58.857	73.88	1.556	12:23:30.244
5 -	34.475	81.1	23.349	98.8	57.824	75.20	0.523	12:24:28.068
6 -	34.433	81.5	24.066	97.1	58.499	74.33	1.198	12:25:26.567
7 -	34.843	81.2	23.460	98.3	58.303	74.58	1.002	12:26:24.870
8 -	34.403	81.1	23.419	98.6	57.822	75.20	0.521	12:27:22.692
9 -	34.301	81.5	23.453	98.6	57.754	75.29	0.453	12:28:20.446
10 -	34.405	81.7	23.362	98.8	57.767	75.27	0.466	12:29:18.213
11 -	34.278	82.0	23.393	98.8	57.671	75.40	0.370	12:30:15.884
12 -	34.155	82.0	23.343	98.8	57.498 (2)	75.63	0.197	12:31:13.382
13 -	34.218	82.1	23.305	99.1	57.523 (3)	75.59	0.222	12:32:10.905
14 -	34.176	82.2	23.351	98.8	57.527	75.59	0.226	12:33:08.432
15 -	34.196	82.0	23.345	98.9	57.541	75.57	0.240	12:34:05.973
16 -	34.021	82.3	23.280	99.1	57.301 (1)	75.89		12:35:03.274
17 -	34.286	82.3	23.334	99.2	57.620	75.47	0.319	12:36:00.894
18 -	34.595	78.8	24.064	97.1	58.659	74.13	1.358	12:36:59.553

P12 27		Scott McKENNA (R)			HHC Motorsport			
IDEAL LAP TIME : 57.253		BEST LAP TIME : 57.264			DIFFERENCE : 0.011			
LAP	SECTOR 1		SECTOR 2		LAP TIME	MPH	DIFF	TIME OF DAY
1 -		80.4	23.467	100.0	1:06.677	65.21	9.413	12:20:29.067
2 -	34.344	81.8	23.575	100.6	57.919	75.08	0.655	12:21:26.986

Weather / Track : Cloudy / Dry

Brands Hatch Indy
Circuit Length = 1.2079 miles
Start: 12:19 Flag 12:36 End: 12:37

2017 Simpson Race Products Ginetta Junior Championship

ROUND 2 - SECTOR ANALYSIS

SECTOR 1 = FL to I1, SECTOR 2 = I1 to FL, DIFF = Difference To Personal Best Lap, P = Crossed Finish Line in Pit Lane, D = Time Disallowed

3 -	44.867	81.6	23.464	98.6	1:08.331	63.64	11.067	12:22:35.317
4 -	34.355	81.7	23.385	98.9	57.740	75.31	0.476	12:23:33.057
5 -	34.023	82.1	23.319	99.1	57.342	75.83	0.078	12:24:30.399
6 -	34.256	82.0	24.180	98.1	58.436	74.41	1.172	12:25:28.835
7 -	35.681	77.8	24.232	98.5	59.913	72.58	2.649	12:26:28.748
8 -	34.257	81.8	23.431	98.5	57.688	75.38	0.424	12:27:26.436
9 -	34.142	82.3	23.352	98.6	57.494	75.63	0.230	12:28:23.930
10 -	34.457	82.3	23.326	98.6	57.783	75.25	0.519	12:29:21.713
11 -	34.038	82.7	23.278	99.1	57.316 (2)	75.87	0.052	12:30:19.029
12 -	34.015	82.6	23.249	99.4	57.264 (1)	75.93		12:31:16.293
13 -	34.004	83.4	23.328	100.6	57.332 (3)	75.84	0.068	12:32:13.625
14 -	34.021	83.3	23.386	99.1	57.407	75.75	0.143	12:33:11.032
15 -	34.374	81.9	23.362	98.3	57.736	75.31	0.472	12:34:08.768
16 -	34.159	82.4	23.379	98.5	57.538	75.57	0.274	12:35:06.306
17 -	34.212	81.9	23.493	98.6	57.705	75.35	0.441	12:36:04.011
18 -	34.251	82.4	23.527	98.5	57.778	75.26	0.514	12:37:01.789

P13	9	Jordan COLLARD	HHC Motorsport	
IDEAL LAP TIME : 57.334		BEST LAP TIME : 57.492		DIFFERENCE : 0.158

LAP	SECTOR 1	SECTOR 2	LAP TIME	MPH	DIFF	TIME OF DAY		
1 -	78.9	23.370	100.3	1:07.305	64.61	9.813	12:20:29.695	
2 -	34.234	82.2	23.416	100.4	57.650	75.43	0.158	12:21:27.345
3 -	43.136	81.4	23.480	98.6	1:06.616	65.27	9.124	12:22:33.961
4 -	34.194	82.3	23.349	99.4	57.543 (2)	75.57	0.051	12:23:31.504
5 -	33.985	82.6	23.568	99.7	57.553 (3)	75.55	0.061	12:24:29.057
6 -	34.363	82.2	24.427	97.1	58.790	73.96	1.298	12:25:27.847
7 -	35.273	81.9	23.411	98.8	58.684	74.10	1.192	12:26:26.531
8 -	34.147	82.1	23.469	98.5	57.616	75.47	0.124	12:27:24.147
9 -	34.083	82.6	23.409	99.8	57.492 (1)	75.63		12:28:21.639
10 -	34.265	82.4	23.461	99.8	57.726	75.33	0.234	12:29:19.365
11 -	34.250	82.8	23.435	100.4	57.685	75.38	0.193	12:30:17.050
12 -	34.357	82.3	23.662	99.2	58.019	74.95	0.527	12:31:15.069
13 -	34.519	82.5	23.469	98.8	57.988	74.99	0.496	12:32:13.057
14 -	34.292	82.0	23.546	98.9	57.838	75.18	0.346	12:33:10.895
15 -	34.824	82.8	23.455	99.7	58.279	74.61	0.787	12:34:09.174
16 -	34.255	82.8	23.581	98.2	57.836	75.18	0.344	12:35:07.010
17 -	34.308	82.5	23.495	98.8	57.803	75.23	0.311	12:36:04.813
18 -	34.176	82.5	23.491	99.4	57.667	75.40	0.175	12:37:02.480

P14	79	Greg JOHNSON	Elite Motorsport	
IDEAL LAP TIME : 57.674		BEST LAP TIME : 57.674		DIFFERENCE : 0.000

LAP	SECTOR 1	SECTOR 2	LAP TIME	MPH	DIFF	TIME OF DAY		
1 -	80.0	24.072	99.2	1:09.372	62.68	11.698	12:20:31.762	
2 -	35.040	80.9	23.831	99.4	58.871	73.86	1.197	12:21:30.633
3 -	36.093	81.6	23.480	98.6	59.573	72.99	1.899	12:22:30.206
4 -	34.909	79.5	23.699	98.5	58.608	74.19	0.934	12:23:28.814
5 -	34.598	81.1	23.438	98.2	58.036	74.92	0.362	12:24:26.850
6 -	34.453	82.2	25.240	95.0	59.693	72.84	2.019	12:25:26.543
7 -	35.116	81.2	23.572	99.4	58.688	74.09	1.014	12:26:25.231
8 -	34.365	81.4	23.536	99.2	57.901	75.10	0.227	12:27:23.132
9 -	34.363	81.6	23.562	99.1	57.925	75.07	0.251	12:28:21.057
10 -	34.443	81.3	23.449	99.1	57.892	75.11	0.218	12:29:18.949
11 -	34.313	81.8	23.495	99.5	57.808 (3)	75.22	0.134	12:30:16.757
12 -	34.491	81.2	23.954	100.0	58.445	74.40	0.771	12:31:15.202
13 -	34.798	82.0	23.793	99.8	58.591	74.21	0.917	12:32:13.793
14 -	34.357	81.9	23.475	99.2	57.832	75.19	0.158	12:33:11.625
15 -	34.582	81.9	23.451	99.7	58.033	74.93	0.359	12:34:09.658
16 -	34.249	82.2	23.479	99.8	57.728 (2)	75.32	0.054	12:35:07.386
17 -	34.398	82.1	23.509	99.7	57.907	75.09	0.233	12:36:05.293
18 -	34.244	82.1	23.430	99.5	57.674 (1)	75.39		12:37:02.967

Weather / Track : Cloudy / Dry

Brands Hatch Indy
Circuit Length = 1.2079 miles
Start: 12:19 Flag 12:36 End: 12:37

2017 Simpson Race Products Ginetta Junior Championship

ROUND 2 - SECTOR ANALYSIS

SECTOR 1 = FL to I1, SECTOR 2 = I1 to FL, DIFF = Difference To Personal Best Lap, P = Crossed Finish Line in Pit Lane, D = Time Disallowed

P15 21		Tom CANNING (R)			Douglas Motorsport			
IDEAL LAP TIME : 57.444		BEST LAP TIME : 57.444			DIFFERENCE : 0.000			
LAP	SECTOR 1	SECTOR 2		LAP TIME	MPH	DIFF	TIME OF DAY	
1 -		78.3	23.567	100.1	1:09.605	62.47	12.161	12:20:31.995
2 -	35.016	81.1	23.491	99.7	58.507	74.32	1.063	12:21:30.502
3 -	35.879	81.4	23.422	98.3	59.301	73.33	1.857	12:22:29.803
4 -	34.492	81.0	23.483	99.1	57.975	75.00	0.531	12:23:27.778
5 -	34.425	82.1	23.541	99.7	57.966	75.01	0.522	12:24:25.744
6 -	35.346	81.5	31.443	85.4	1:06.789	65.10	9.345	12:25:32.533
7 -	35.194	81.2	23.789	98.6	58.983	73.72	1.539	12:26:31.516
8 -	34.542	81.5	23.478	99.2	58.020	74.95	0.576	12:27:29.536
9 -	34.265	81.9	23.443	98.9	57.708 (3)	75.35	0.264	12:28:27.244
10 -	34.272	82.5	23.497	100.1	57.769	75.27	0.325	12:29:25.013
11 -	34.225	82.4	23.421	100.1	57.646 (2)	75.43	0.202	12:30:22.659
12 -	34.069	82.6	23.375	100.4	57.444 (1)	75.70		12:31:20.103
13 -	34.277	82.2	23.632	98.6	57.909	75.09	0.465	12:32:18.012
14 -	34.312	81.9	23.417	99.7	57.729	75.32	0.285	12:33:15.741
15 -	34.434	82.0	23.668	98.3	58.102	74.84	0.658	12:34:13.843
16 -	34.292	82.2	23.489	99.2	57.781	75.26	0.337	12:35:11.624
17 -	34.342	82.3	23.384	98.5	57.726	75.33	0.282	12:36:09.350
18 -	34.486	81.7	23.555	98.6	58.041	74.92	0.597	12:37:07.391

P16 12		Luke BROWNING (R)			Richardson Racing			
IDEAL LAP TIME : 57.441		BEST LAP TIME : 57.688			DIFFERENCE : 0.247			
LAP	SECTOR 1	SECTOR 2		LAP TIME	MPH	DIFF	TIME OF DAY	
1 -		78.7	24.169	98.2	1:09.235	62.80	11.547	12:20:31.625
2 -	34.605	81.1	23.416	99.4	58.021	74.94	0.333	12:21:29.646
3 -	43.739	78.8	23.608	97.1	1:07.347	64.57	9.659	12:22:36.993
4 -	34.582	80.8	23.550	97.9	58.132	74.80	0.444	12:23:35.125
5 -	34.620	81.1	23.373	99.1	57.993	74.98	0.305	12:24:33.118
6 -	34.208	81.3	24.873	95.4	59.081	73.60	1.393	12:25:32.199
7 -	34.404	81.2	23.962	97.1	58.366	74.50	0.678	12:26:30.565
8 -	34.283	80.6	23.698	96.9	57.981	75.00	0.293	12:27:28.546
9 -	34.252	80.9	23.624	97.1	57.876	75.13	0.188	12:28:26.422
10 -	34.232	81.1	23.691	97.5	57.923	75.07	0.235	12:29:24.345
11 -	34.084	81.7	23.613	97.5	57.697 (2)	75.36	0.009	12:30:22.042
12 -	34.186	81.5	23.502	97.8	57.688 (1)	75.38		12:31:19.730
13 -	34.068	81.6	24.420	97.8	58.488	74.35	0.800	12:32:18.218
14 -	34.313	81.5	23.526	98.9	57.839 (3)	75.18	0.151	12:33:16.057
15 -	34.345	81.6	23.603	96.8	57.948	75.04	0.260	12:34:14.005
16 -	34.394	81.8	23.467	98.6	57.861	75.15	0.173	12:35:11.866
17 -	34.483	81.0	23.469	97.8	57.952	75.03	0.264	12:36:09.818
18 -	34.325	81.4	23.552	97.9	57.877	75.13	0.189	12:37:07.695

P17 57		Keaton SAMRA (R)			Fox Motorsport			
IDEAL LAP TIME : 58.064		BEST LAP TIME : 58.242			DIFFERENCE : 0.178			
LAP	SECTOR 1	SECTOR 2		LAP TIME	MPH	DIFF	TIME OF DAY	
1 -		76.6	23.995	98.2	1:10.181	61.96	11.939	12:20:32.571
2 -	35.079	80.0	23.838	97.9	58.917	73.80	0.675	12:21:31.488
3 -	36.319	80.5	23.723	97.8	1:00.042	72.42	1.800	12:22:31.530
4 -	35.507	80.2	23.506	98.9	59.013	73.68	0.771	12:23:30.543
5 -	34.599	80.7	23.785	98.8	58.384	74.48	0.142	12:24:28.927
6 -	35.182	80.4	23.978	97.3	59.160	73.50	0.918	12:25:28.087
7 -	36.445	77.3	30.776	95.0	1:07.221	64.69	8.979	12:26:35.308
8 -	35.566	77.0	24.024	96.4	59.590	72.97	1.348	12:27:34.898
9 -	34.831	80.5	23.767	96.8	58.598	74.21	0.356	12:28:33.496
10 -	34.558	80.2	23.684	96.9	58.242 (1)	74.66		12:29:31.738
11 -	34.671	80.8	23.586	97.1	58.257 (2)	74.64	0.015	12:30:29.995
12 -	34.784	80.2	23.611	97.2	58.395	74.46	0.153	12:31:28.390
13 -	34.818	80.0	24.992	95.7	59.810	72.70	1.568	12:32:28.200
14 -	34.932	80.3	23.691	96.9	58.623	74.17	0.381	12:33:26.823

Weather / Track : Cloudy / Dry

Brands Hatch Indy
Circuit Length = 1.2079 miles
Start: 12:19 Flag 12:36 End: 12:37

2017 Simpson Race Products Ginetta Junior Championship

ROUND 2 - SECTOR ANALYSIS

SECTOR 1 = FL to I1, SECTOR 2 = I1 to FL, DIFF = Difference To Personal Best Lap, P = Crossed Finish Line in Pit Lane, D = Time Disallowed

15 -	34.676	80.5	23.718	97.1	58.394	74.47	0.152	12:34:25.217
16 -	34.768	80.1	23.743	96.8	58.511	74.32	0.269	12:35:23.728
17 -	34.717	80.1	23.650	96.8	58.367 (3)	74.50	0.125	12:36:22.095
18 -	34.826	80.2	23.836	96.4	58.662	74.12	0.420	12:37:20.757

P18 46		Jenson DINEEN (R)			JHR Developments			
IDEAL LAP TIME : 57.680		BEST LAP TIME : 57.991			DIFFERENCE : 0.311			
LAP	SECTOR 1		SECTOR 2		LAP TIME	MPH	DIFF	TIME OF DAY
1 -		80.0	23.856	100.0	1:08.865	63.14	10.874	12:20:31.255
2 -	34.798	82.2	23.230	100.6	58.028 (3)	74.93	0.037	12:21:29.283
3 -	35.501	82.6	23.323	100.3	58.824	73.92	0.833	12:22:28.107
4 -	34.919	80.9	23.583	95.5	58.502	74.33	0.511	12:23:26.609
5 -	35.172	83.0	23.407	97.2	58.579	74.23	0.588	12:24:25.188
6 -	35.607	81.7	26.895	93.8	1:02.502	69.57	4.511	12:25:27.690
7 -	36.777	79.4	28.338	98.3	1:05.115	66.78	7.124	12:26:32.805
8 -	47.732	68.0	24.198	98.2	1:11.930	60.45	13.939	12:27:44.735
9 -	34.739	82.7	23.512	98.5	58.251	74.65	0.260	12:28:42.986
10 -	34.670	82.8	23.661	98.2	58.331	74.55	0.340	12:29:41.317
11 -	34.888	82.8	23.472	98.8	58.360	74.51	0.369	12:30:39.677
12 -	34.770	82.6	23.490	98.8	58.260	74.64	0.269	12:31:37.937
13 -	34.508	83.2	23.564	98.5	58.072	74.88	0.081	12:32:36.009
14 -	34.596	82.5	23.507	98.9	58.103	74.84	0.112	12:33:34.112
15 -	34.527	83.2	23.487	98.8	58.014 (2)	74.95	0.023	12:34:32.126
16 -	34.482	83.0	23.509	99.2	57.991 (1)	74.98		12:35:30.117
17 -	34.450	83.4	23.637	98.3	58.087	74.86	0.096	12:36:28.204
18 -	34.770	82.8	23.577	98.5	58.347	74.53	0.356	12:37:26.551

P19 31		Charlie DIGBY			HHC Motorsport			
IDEAL LAP TIME : 57.270		BEST LAP TIME : 57.536			DIFFERENCE : 0.266			
LAP	SECTOR 1		SECTOR 2		LAP TIME	MPH	DIFF	TIME OF DAY
1 -		82.5	23.240	101.0	1:05.463	66.42	7.927	12:20:27.853
2 -	34.287	82.6	23.249	100.4	57.536 (1)	75.58		12:21:25.389
3 -	34.354	83.5	23.480	101.0	57.834 (3)	75.19	0.298	12:22:23.223
4 -	48.657	82.8	23.367	101.3	1:12.024	60.37	14.488	12:23:35.247
5 -	34.358	82.0	23.311	100.3	57.669 (2)	75.40	0.133	12:24:32.916
6 -	34.030	82.8	24.929	96.6	58.959	73.75	1.423	12:25:31.875
7 -	34.374	82.5	27.036	99.5	1:01.410	70.81	3.874	12:26:33.285
8 -	50.889	65.7	24.318	98.2	1:15.207	57.82	17.671	12:27:48.492
9 -	34.307	82.7	23.643	98.3	57.950	75.04	0.414	12:28:46.442
10 -	34.234	82.5	23.712	98.6	57.946	75.04	0.410	12:29:44.388
11 -	34.265	82.8	23.602	98.8	57.867	75.14	0.331	12:30:42.255
12 -	34.303	82.7	23.641	98.8	57.944	75.04	0.408	12:31:40.199
13 -	34.264	82.4	23.609	98.5	57.873	75.14	0.337	12:32:38.072
14 -	34.428	82.4	23.809	98.6	58.237	74.67	0.701	12:33:36.309
15 -	34.567	81.8	23.808	98.2	58.375	74.49	0.839	12:34:34.684
16 -	34.450	82.3	23.802	98.2	58.252	74.65	0.716	12:35:32.936
17 -	34.524	82.5	23.597	98.3	58.121	74.81	0.585	12:36:31.057
18 -	34.823	81.1	23.839	97.9	58.662	74.12	1.126	12:37:29.719

P20 72		Matt LUFF (R)			JHR Developments			
IDEAL LAP TIME : 57.727		BEST LAP TIME : 57.757			DIFFERENCE : 0.030			
LAP	SECTOR 1		SECTOR 2		LAP TIME	MPH	DIFF	TIME OF DAY
1 -		80.4	23.691	100.0	1:08.257	63.70	10.500	12:20:30.647
2 -	34.390	81.7	23.627	99.5	58.017	74.95	0.260	12:21:28.664
3 -	35.607	81.8	23.528	99.8	59.135	73.53	1.378	12:22:27.799
4 -	34.910	80.8	23.739	99.2	58.649	74.14	0.892	12:23:26.448
5 -	34.935	82.4	23.678	96.6	58.613	74.19	0.856	12:24:25.061
6 -	35.577	81.4	37.617	89.8	1:13.194	59.41	15.437	12:25:38.255
7 -	38.197	78.9	IN PIT		2:40.443 P	27.10	1:42.686	12:28:18.698
8 -	OUTLAP	82.9	23.553	99.1	1:03.586	68.38	5.829	12:29:22.284
9 -	34.483	82.2	23.490	98.8	57.973	75.01	0.216	12:30:20.257
10 -	34.522	82.9	23.427	98.3	57.949 (3)	75.04	0.192	12:31:18.206

Weather / Track : Cloudy / Dry

Brands Hatch Indy
Circuit Length = 1.2079 miles
Start: 12:19 Flag 12:36 End: 12:37

2017 Simpson Race Products Ginetta Junior Championship

ROUND 2 - SECTOR ANALYSIS

SECTOR 1 = FL to I1, SECTOR 2 = I1 to FL, DIFF = Difference To Personal Best Lap, P = Crossed Finish Line in Pit Lane, D = Time Disallowed

11 -	34.581	82.7	23.437	98.2	58.018	74.95	0.261	12:32:16.224
12 -	34.352	82.6	23.691	97.8	58.043	74.92	0.286	12:33:14.267
13 -	36.230	65.2	24.405	99.1	1:00.635	71.71	2.878	12:34:14.902
14 -	34.433	82.8	23.662	98.6	58.095	74.85	0.338	12:35:12.997
15 -	34.400	83.0	23.425	98.9	57.825 (2)	75.20	0.068	12:36:10.822
16 -	34.302	82.8	23.455	98.9	57.757 (1)	75.29		12:37:08.579

2017 Simpson Race Products Ginetta Junior Championship

ROUND 2 - BEST SPEEDS

POS	INTERMEDIATE 1			INTERMEDIATE 2			FINISH LINE		
	NO	NAME	MPH	NO	NAME	MPH	NO	NAME	MPH
1	11	PRIAULX	84.0				31	DIGBY	101.3
2	25	GRADY	83.9				25	GRADY	101.2
3	19	KING	83.8				29	DYSON (R)	101.2
4	33	HARPER	83.7				11	PRIAULX	101.0
5	23	GAMBLE	83.5				20	WOOD	101.0
6	31	DIGBY	83.5				55	DEL SARTE (R)	100.9
7	27	McKENNA (R)	83.4				19	KING	100.7
8	46	DINEEN (R)	83.4				27	McKENNA (R)	100.6
9	20	WOOD	83.2				46	DINEEN (R)	100.6
10	55	DEL SARTE (R)	83.2				9	COLLARD	100.4
11	29	DYSON (R)	83.1				21	CANNING (R)	100.4
12	72	LUFF (R)	83.0				23	GAMBLE	100.4
13	9	COLLARD	82.8				54	SMALLEY (R)	100.4
14	21	CANNING (R)	82.6				44	GREEN (R)	100.1
15	54	SMALLEY (R)	82.4				87	JEWISS (R)	100.1
16	44	GREEN (R)	82.3				72	LUFF (R)	100.0
17	87	JEWISS (R)	82.3				79	JOHNSON	100.0
18	79	JOHNSON	82.2				33	HARPER	99.5
19	12	BROWNING (R)	81.8				12	BROWNING (R)	99.4
20	57	SAMRA (R)	80.8				57	SAMRA (R)	98.9

Weather / Track : Cloudy / Dry

Results can be found at www.tsl-timing.com

Brands Hatch Indy
Circuit Length = 1.2079 miles
Start: 12:19 Flag 12:36 End: 12:37

Printed - 12:40 Sunday, 02 April 2017

2017 Simpson Race Products Ginetta Junior Championship

ROUND 2 - BEST SECTORS

SECTOR 1			SECTOR 2			IDEAL / BEST COMPARISON						
POS	NO	NAME	TIME	NO	NAME	TIME	POS	NO	NAME	IDEAL	BEST	DIFF
									PERFECT LAP	56.696		
1	33	HARPER	33.648	11	PRIAULX	23.048	1	11	PRIAULX	56.761	56.771	0.010
2	11	PRIAULX	33.713	23	GAMBLE	23.131	2	33	HARPER	56.831	56.941	0.110
3	23	GAMBLE	33.793	25	GRADY	23.153	3	23	GAMBLE	56.924	57.001	0.077
4	19	KING	33.855	33	HARPER	23.183	4	25	GRADY	57.029	57.048	0.019
5	25	GRADY	33.876	55	DEL SARTE (R)	23.205	5	19	KING	57.084	57.117	0.033
6	20	WOOD	33.924	29	DYSON (R)	23.228	6	29	DYSON (R)	57.179	57.340	0.161
7	29	DYSON (R)	33.951	19	KING	23.229	7	55	DEL SARTE (R)	57.194	57.205	0.011
8	9	COLLARD	33.985	46	DINEEN (R)	23.230	8	20	WOOD	57.232	57.246	0.014
9	55	DEL SARTE (R)	33.989	31	DIGBY	23.240	9	27	McKENNA (R)	57.253	57.264	0.011
10	27	McKENNA (R)	34.004	27	McKENNA (R)	23.249	10	31	DIGBY	57.270	57.536	0.266
11	87	JEWISS (R)	34.021	87	JEWISS (R)	23.280	11	87	JEWISS (R)	57.301	57.301	0.000
12	31	DIGBY	34.030	54	SMALLEY (R)	23.293	12	9	COLLARD	57.334	57.492	0.158
13	12	BROWNING (R)	34.068	20	WOOD	23.308	13	12	BROWNING (R)	57.441	57.688	0.247
14	21	CANNING (R)	34.069	9	COLLARD	23.349	14	21	CANNING (R)	57.444	57.444	0.000
15	44	GREEN (R)	34.145	12	BROWNING (R)	23.373	15	54	SMALLEY (R)	57.468	57.551	0.083
16	54	SMALLEY (R)	34.175	21	CANNING (R)	23.375	16	44	GREEN (R)	57.541	57.576	0.035
17	79	JOHNSON	34.244	44	GREEN (R)	23.396	17	79	JOHNSON	57.674	57.674	0.000
18	72	LUFF (R)	34.302	72	LUFF (R)	23.425	18	46	DINEEN (R)	57.680	57.991	0.311
19	46	DINEEN (R)	34.450	79	JOHNSON	23.430	19	72	LUFF (R)	57.727	57.757	0.030
20	57	SAMRA (R)	34.558	57	SAMRA (R)	23.506	20	57	SAMRA (R)	58.064	58.242	0.178

Weather / Track : Cloudy / Dry

Results can be found at www.tsl-timing.com

Brands Hatch Indy
 Circuit Length = 1.2079 miles
 Start: 12:19 Flag 12:36 End: 12:37

Printed - 12:40 Sunday, 02 April 2017

2017 Simpson Race Products Ginetta Junior Championship

ROUND 2 - LAP CHART

LAP 1 @ 12:20:26.198			LAP 2 @ 12:21:23.438			LAP 3 @ 12:22:20.440			LAP 4 @ 12:23:17.465			LAP 5 @ 12:24:14.276		
NO	BEHIND	LAP TIME	NO	BEHIND	LAP TIME	NO	BEHIND	LAP TIME	NO	BEHIND	LAP TIME	NO	BEHIND	LAP TIME
23		1:03.808	11		57.209	11		57.002	11		57.025	11		56.811
11	0.031	1:03.839	23	0.286	57.526	23	0.353	57.069	23	0.498	57.170	23	0.809	57.122
33	1.221	1:05.029	33	1.296	57.315	33	1.482	57.188	33	1.856	57.399	33	2.181	57.136
29	1.247	1:05.055	31	1.951	57.536	19	2.669	57.244	29	3.963	57.961	29	4.646	57.494
19	1.399	1:05.207	19	2.427	58.268	31	2.783	57.834	19	4.064	58.420	19	4.800	57.547
31	1.655	1:05.463	29	2.668	58.661	29	3.027	57.361	20	5.163	58.857	20	5.686	57.334
20	2.323	1:06.131	20	3.079	57.996	20	3.331	57.254	25	5.808	59.321	25	6.275	57.278
25	2.539	1:06.347	25	3.206	57.907	25	3.512	57.308	55	6.148	59.091	55	6.694	57.357
27	2.869	1:06.677	27	3.548	57.919	55	4.082	57.410	54	7.004	57.741	54	7.839	57.646
55	3.077	1:06.885	55	3.674	57.837	54	6.288	58.605	72	8.983	58.649	72	10.785	58.613
9	3.497	1:07.305	9	3.907	57.650	72	7.359	59.135	44	9.038	58.559	44	10.811	58.584
87	3.923	1:07.731	54	4.685	57.852	44	7.504	59.054	46	9.144	58.502	46	10.912	58.579
54	4.073	1:07.881	87	4.810	58.127	46	7.667	58.824	21	10.313	57.975	21	11.468	57.966
72	4.449	1:08.257	72	5.226	58.017	21	9.363	59.301	79	11.349	58.608	79	12.574	58.036
44	4.624	1:08.432	44	5.452	58.068	79	9.766	59.573	87	12.779	58.857	87	13.792	57.824
46	5.057	1:08.865	46	5.845	58.028	87	10.947	1:03.139	57	13.078	59.013	57	14.651	58.384
12	5.427	1:09.235	12	6.208	58.021	57	11.090	1:00.042	9	14.039	57.543	9	14.781	57.553
79	5.564	1:09.372	21	7.064	58.507	9	13.521	1:06.616	27	15.592	57.740	27	16.123	57.342
21	5.797	1:09.605	79	7.195	58.871	27	14.877	1:08.331	12	17.660	58.132	31	18.640	57.669
57	6.373	1:10.181	57	8.050	58.917	12	16.553	1:07.347	31	17.782	1:12.024	12	18.842	57.993

Weather / Track : Cloudy / Dry

2017 Simpson Race Products Ginetta Junior Championship

ROUND 2 - LAP CHART

LAP 6 @ 12:25:11.047			LAP 7 @ 12:26:07.852			LAP 8 @ 12:27:04.756			LAP 9 @ 12:28:01.783			LAP 10 @ 12:28:58.733		
NO	BEHIND	LAP TIME	NO	BEHIND	LAP TIME	NO	BEHIND	LAP TIME	NO	BEHIND	LAP TIME	NO	BEHIND	LAP TIME
11		56.771	11		56.805	11		56.904	11		57.027	11		56.950
23	1.067	57.029	23	1.401	57.139	23	1.630	57.133	23	1.784	57.181	23	1.969	57.135
33	2.728	57.318	33	3.026	57.103	33	3.363	57.241	33	3.457	57.121	33	3.571	57.064
29	5.644	57.769	19	6.522	57.313	19	6.921	57.303	19	7.011	57.117	19	7.211	57.150
19	6.014	57.985	20	6.884	57.395	20	7.226	57.246	20	7.500	57.301	20	7.969	57.419
20	6.294	57.379	25	7.061	57.048	25	7.385	57.228	25	7.607	57.249	25	8.087	57.430
25	6.818	57.314	29	7.322	58.483	29	7.797	57.379	29	8.146	57.376	29	8.567	57.371
55	7.128	57.205	55	7.632	57.309	55	8.417	57.689	55	8.887	57.497	55	9.690	57.753
54	8.619	57.551	54	9.695	57.881	54	10.591	57.800	54	11.347	57.783	54	12.290	57.893
44	12.448	58.408	44	13.547	57.904	44	15.388	58.745	44	16.802	58.441	44	17.772	57.920
79	15.496	59.693	87	17.018	58.303	87	17.936	57.822	72	2 Laps	2:40.443 P	87	19.480	57.767
87	15.520	58.499	79	17.379	58.688	79	18.376	57.901	87	18.663	57.754	79	20.216	57.892
46	16.643	1:02.502	9	18.679	58.684	9	19.391	57.616	79	19.274	57.925	9	20.632	57.726
9	16.800	58.790	27	20.896	59.913	27	21.680	57.688	9	19.856	57.492	27	22.980	57.783
57	17.040	59.160	12	22.713	58.366	12	23.790	57.981	27	22.147	57.494	72	2 Laps	1:03.586
27	17.788	58.436	21	23.664	58.983	21	24.780	58.020	12	24.639	57.876	12	25.612	57.923
31	20.828	58.959	46	24.953	1:05.115	57	30.142	59.590	21	25.461	57.708	21	26.280	57.769
12	21.152	59.081	31	25.433	1:01.410	46	39.979	1:11.930	57	31.713	58.598	57	33.005	58.242
21	21.486	1:06.789	57	27.456	1:07.221	31	43.736	1:15.207	46	41.203	58.251	46	42.584	58.331
72	27.208	1:13.194							31	44.659	57.950	31	45.655	57.946

Weather / Track : Cloudy / Dry

2017 Simpson Race Products Ginetta Junior Championship

ROUND 2 - LAP CHART

LAP 11 @ 12:29:55.911			LAP 12 @ 12:30:52.817			LAP 13 @ 12:31:49.664			LAP 14 @ 12:32:46.573			LAP 15 @ 12:33:43.477		
NO	BEHIND	LAP TIME	NO	BEHIND	LAP TIME	NO	BEHIND	LAP TIME	NO	BEHIND	LAP TIME	NO	BEHIND	LAP TIME
11		57.178	11		56.906	11		56.847	11		56.909	11		56.904
23	1.914	57.123	23	2.009	57.001	23	2.165	57.003	23	2.396	57.140	23	2.728	57.236
33	3.334	56.941	33	3.425	56.997	33	3.736	57.158	33	3.897	57.070	33	4.606	57.613
19	7.295	57.262	19	7.582	57.193	19	8.277	57.542	19	8.570	57.202	19	8.996	57.330
25	8.284	57.375	25	8.684	57.306	25	9.004	57.167	25	9.419	57.324	25	9.855	57.340
20	8.410	57.619	29	9.404	57.581	29	10.428	57.871	55	11.968	57.620	20	13.387	58.102
29	8.729	57.340	20	9.690	58.186	20	10.733	57.890	29	12.165	58.646	29	13.649	58.388
55	10.001	57.489	55	10.617	57.522	55	11.257	57.487	20	12.189	58.365	55	13.670	58.606
54	12.894	57.782	54	13.749	57.761	54	14.618	57.716	54	15.529	57.820	54	16.470	57.845
44	18.258	57.664	44	19.190	57.838	44	20.056	57.713	44	20.845	57.698	44	21.517	57.576
87	19.973	57.671	87	20.565	57.498	87	21.241	57.523	87	21.859	57.527	87	22.496	57.541
79	20.846	57.808	9	22.252	58.019	9	23.393	57.988	9	24.322	57.838	27	25.291	57.736
9	21.139	57.685	79	22.385	58.445	27	23.961	57.332	27	24.459	57.407	9	25.697	58.279
27	23.118	57.316	27	23.476	57.264	79	24.129	58.591	79	25.052	57.832	79	26.181	58.033
72	2 Laps	57.973	72	2 Laps	57.949	72	2 Laps	58.018	72	2 Laps	58.043	21	30.366	58.102
12	26.131	57.697	12	26.913	57.688	21	28.348	57.909	21	29.168	57.729	12	30.528	57.948
21	26.748	57.646	21	27.286	57.444	12	28.554	58.488	12	29.484	57.839	72	2 Laps	1:00.635
57	34.084	58.257	57	35.573	58.395	57	38.536	59.810	57	40.250	58.623	57	41.740	58.394
46	43.766	58.360	46	45.120	58.260	46	46.345	58.072	46	47.539	58.103	46	48.649	58.014
31	46.344	57.867	31	47.382	57.944	31	48.408	57.873	31	49.736	58.237	31	51.207	58.375

Weather / Track : Cloudy / Dry

Brands Hatch Indy
 Circuit Length = 1.2079 miles
 Start: 12:19 Flag 12:36 End: 12:37

2017 Simpson Race Products Ginetta Junior Championship

ROUND 2 - LAP CHART

LAP 16 @ 12:34:40.427			LAP 17 @ 12:35:37.232			LAP 18 @ 12:36:34.207		
NO	BEHIND	LAP TIME	NO	BEHIND	LAP TIME	NO	BEHIND	LAP TIME
11		56.950	11		56.805	11		56.975
23	2.995	57.217	23	3.347	57.157	23	3.771	57.399
33	5.077	57.421	33	5.554	57.282	33	5.977	57.398
19	9.307	57.261	19	9.869	57.367	19	10.248	57.354
25	10.297	57.392	25	10.921	57.429	25	11.465	57.519
20	14.545	58.108	20	15.860	58.120	20	16.661	57.776
29	14.659	57.960	29	16.350	58.496	29	17.089	57.714
55	14.907	58.187	55	16.443	58.341	54	19.682	58.165
54	17.505	57.985	54	18.492	57.792	55	23.604	1:04.136
44	22.156	57.589	44	23.060	57.709	44	25.317	59.232
87	22.847	57.301	87	23.662	57.620	87	25.346	58.659
27	25.879	57.538	27	26.779	57.705	27	27.582	57.778
9	26.583	57.836	9	27.581	57.803	9	28.273	57.667
79	26.959	57.728	79	28.061	57.907	79	28.760	57.674
21	31.197	57.781	21	32.118	57.726	21	33.184	58.041
12	31.439	57.861	12	32.586	57.952	12	33.488	57.877
72	2 Laps	58.095	72	2 Laps	57.825	72	2 Laps	57.757
57	43.301	58.511	57	44.863	58.367	57	46.550	58.662
46	49.690	57.991	46	50.972	58.087	46	52.344	58.347
31	52.509	58.252	31	53.825	58.121	31	55.512	58.662

Weather / Track : Cloudy / Dry

2017 Simpson Race Products Ginetta Junior Championship

ROUND 2 - POSITION CHART

No	Name	Lap Pos	1	2	3	4	5	6	7	8	9	10	11	12	13	14	15	16	17	18
			11	PRIAULX	1	23	11	11	11	11	11	11	11	11	11	11	11	11	11	11
23	GAMBLE	2	11	23	23	23	23	23	23	23	23	23	23	23	23	23	23	23	23	23
29	DYSON (R)	3	33	33	33	33	33	33	33	33	33	33	33	33	33	33	33	33	33	33
33	HARPER	4	29	31	19	29	29	29	19	19	19	19	19	19	19	19	19	19	19	19
19	KING	5	19	19	31	19	19	19	20	20	20	20	25	25	25	25	25	25	25	25
31	DIGBY	6	31	29	29	20	20	20	25	25	25	25	20	29	29	55	20	20	20	20
25	GRADY	7	20	20	20	25	25	25	29	29	29	29	29	20	20	29	29	29	29	29
20	WOOD	8	25	25	25	55	55	55	55	55	55	55	55	55	55	20	55	55	55	54
27	McKENNA (R)	9	27	27	55	54	54	54	54	54	54	54	54	54	54	54	54	54	54	55
55	DEL SARTE (R)	10	55	55	54	72	72	44	44	44	44	44	44	44	44	44	44	44	44	44
9	COLLARD	11	9	9	72	44	44	79	87	87	87	87	87	87	87	87	87	87	87	87
87	JEWISS (R)	12	87	54	44	46	46	87	79	79	79	79	79	9	9	9	27	27	27	27
54	SMALLEY (R)	13	54	87	46	21	21	46	9	9	9	9	9	79	27	27	9	9	9	9
72	LUFF (R)	14	72	72	21	79	79	9	27	27	27	27	27	27	79	79	79	79	79	79
21	CANNING (R)	15	44	44	79	87	87	57	12	12	12	12	12	12	21	21	21	21	21	21
12	BROWNING (R)	16	46	46	87	57	57	27	21	21	21	21	21	21	12	12	12	12	12	12
44	GREEN (R)	17	12	12	57	9	9	31	46	57	57	57	57	57	57	57	57	57	57	57
79	JOHNSON	18	79	21	9	27	27	12	31	46	46	46	46	46	46	46	46	46	46	46
46	DINEEN (R)	19	21	79	27	12	31	21	57	31	31	31	31	31	31	31	31	31	31	31
57	SAMRA (R)	20	57	57	12	31	12	72	72	72	72	72	72	72	72	72	72	72	72	72

Weather / Track : Cloudy / Dry

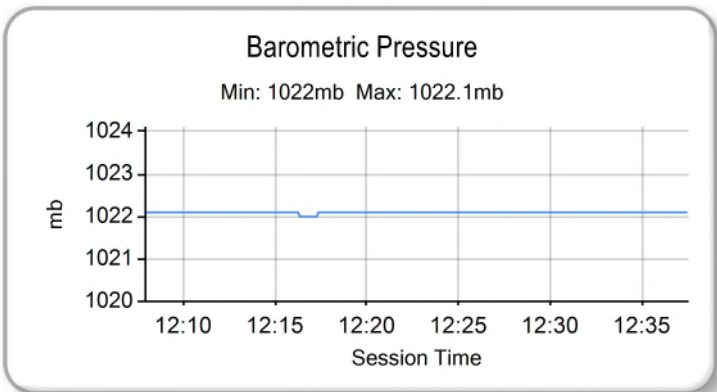
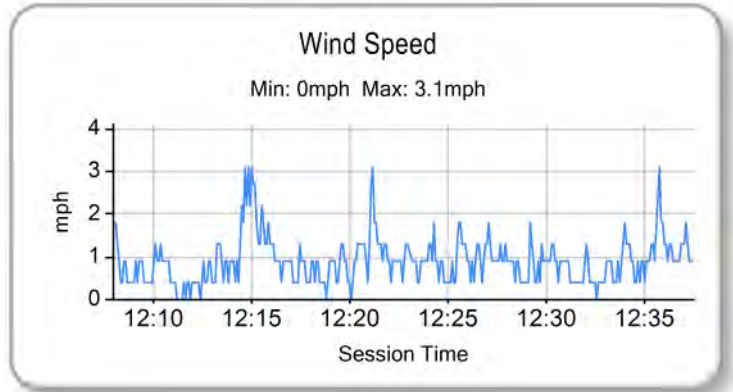
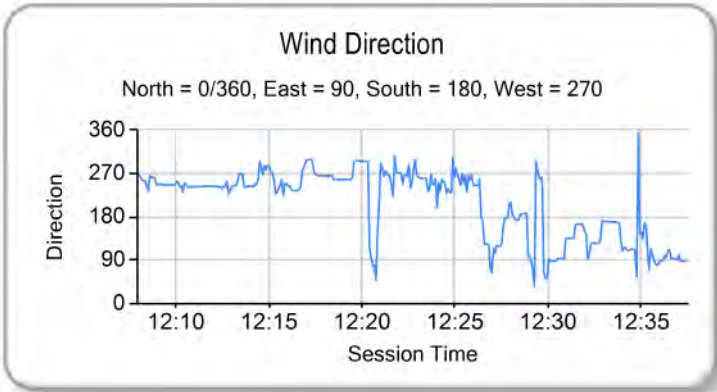
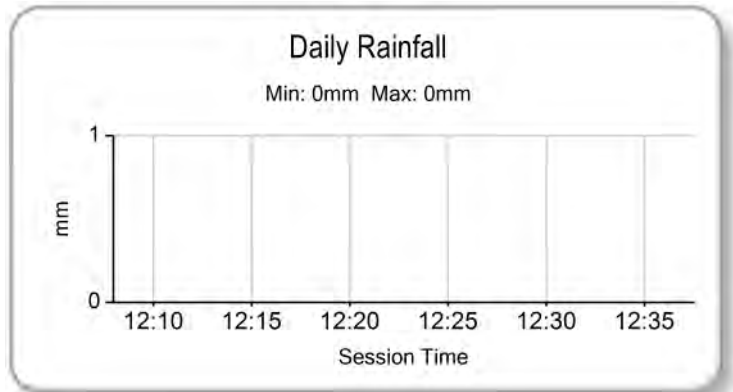
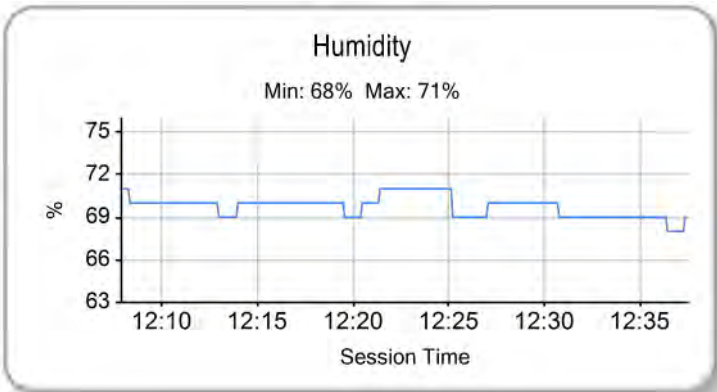
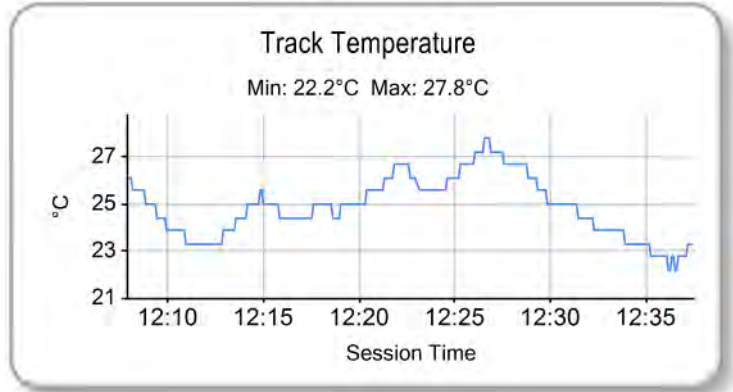
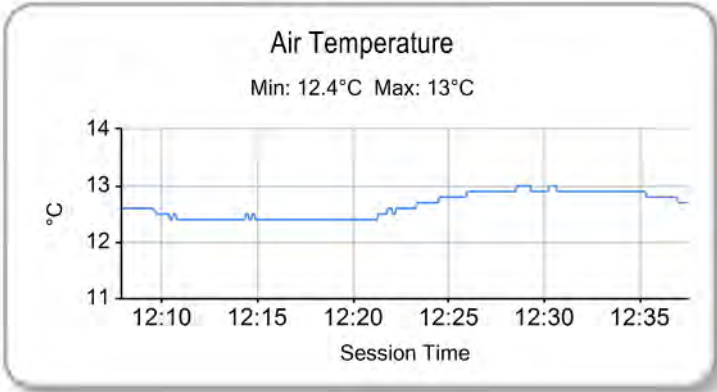
Results can be found at www.tsl-timing.com

Brands Hatch Indy
 Circuit Length = 1.2079 miles
 Start: 12:19 Flag 12:36 End: 12:37

Printed - 12:41 Sunday, 02 April 2017

2017 Simpson Race Products Ginetta Junior Championship

ROUND 2 - WEATHER CONDITIONS



Weather / Track : Cloudy / Dry

Results can be found at www.tsl-timing.com

Brands Hatch Indy
 Circuit Length = 1.2079 miles
 Start: 12:19 Flag 12:36 End: 12:37

Printed - 12:41 Sunday, 02 April 2017